

2024 Annual Agency Profile - City of Charlotte North Carolina (NTD ID 40008)

Mailing Address: 600 E 4TH ST
CHARLOTTE, NC

Website: <http://www.ridetransit.org>

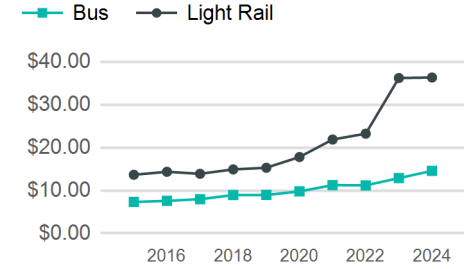
Geographic Coverage

Primary Urbanized Area	Charlotte, NC--SC
Square Miles	658
Population	1,379,873
Other Areas Served:	North Carolina Non-UZA, Concord, NC, Rock Hill, SC, Gastonia, NC
Service Area Population	1,329,749
Service Area Sq. Miles	675

Service Consumed

Annual Passenger Miles Traveled (PMT)	71,613,098
Annual Unlinked Trips (UPT)	14,903,051
Average Weekday UPT	45,880
Average Saturday UPT	36,378
Average Sunday UPT	23,395

Operating Expenses per Vehicle Revenue Mile



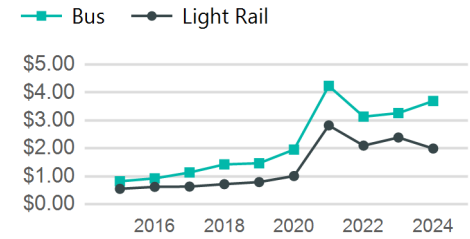
Assets

Revenue Vehicles	533
Service Vehicles	138
Facilities	61
Lane Miles	0
Track Miles	49.25

Service Supplied

Annual Vehicle/Passenger Car Revenue Miles (VRM)	13,170,755
Annual Vehicle/Passenger Car Revenue Hours (VRH)	910,383
Vehicles Operated in Maximum Service (VOMS)	287
Vehicles Available for Maximum Service (VAMS)	408

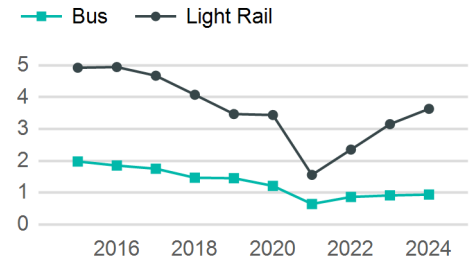
Operating Expenses per Passenger Mile



Modal Characteristics

Mode	Directly Operated VOMS	Purchased Transportation VOMS	Annual Passenger Miles Traveled	Annual Unlinked Passenger Trips	Annual Vehicle Revenue Miles	Annual Vehicle Revenue Hours	Fixed Guideway Directional Route Miles
Commuter Bus	0	34	3,452,223	224,477	508,876	22,004	0.00
Demand Response	59	0	2,026,195	185,196	1,845,474	115,176	0.00
Light Rail	20	0	29,380,924	5,804,651	1,596,954	106,646	37.30
Bus	0	141	34,239,098	8,083,605	8,608,644	634,533	0.00
Street Car Rail	5	0	628,746	561,817	99,305	21,890	7.80
Vanpool	28	0	1,885,912	43,305	511,502	10,134	0.00
Total	112	175	71,613,098	14,903,051	13,170,755	910,383	45.10

Unlinked Passenger Trip per Vehicle Revenue Mile



Metrics

Service Efficiency

Service Effectiveness

Mode	OE per VRM	OE per VRH	UPT per VRM	UPT per VRH	OE per PMT	OE per UPT
Commuter Bus	\$21.54	\$498.12	0.4	10.2	\$3.17	\$48.83
Demand Response	\$11.20	\$179.49	0.1	1.6	\$10.20	\$111.63
Light Rail	\$36.67	\$549.13	3.6	54.4	\$1.99	\$10.09
Bus	\$14.70	\$199.46	0.9	12.7	\$3.70	\$15.66
Street Car Rail	\$50.46	\$228.89	5.7	25.7	\$7.97	\$8.92
Vanpool	\$4.36	\$219.94	0.1	4.3	\$1.18	\$51.47
Total	\$17.01	\$246.05	1.1	16.4	\$3.13	\$15.03

2024 Annual Agency Profile - City of Charlotte North Carolina (NTD ID 40008)

2024 Funding Breakdown

Summary of Operating Expenses (OE)

Labor	\$61,008,474	27.2%
Materials and Supplies	\$26,332,383	11.8%
Purchased Transportation	\$79,488,864	35.5%
Other Operating Expenses	\$57,170,170	25.5%
Total Operating Expenses	\$223,999,891	100.0%
<i>Reconciling OE Cash Expenditures</i>	<i>\$82,360,622</i>	

Sources of Operating Funds Expended

Directly Generated	\$28,521,586
Federal Government	\$44,584,316
Local Government	\$164,291,911
State Government	\$9,354,631
Total Operating Funds Expended	\$246,752,444

Operating Funding Sources



Sources of Capital Funds Expended

Directly Generated	\$0
Federal Government	\$22,215,567
Local Government	\$22,032,410
State Government	\$0
Total Capital Funds Expended	\$44,247,977

Capital Funding Sources



Operating Expense Detail

Mode	Operating Expenses	Fare Revenues	Uses of Capital			
			Revenue Vehicles	Systems and Guideway	Facilities and Stations	Other
Commuter Bus	\$10,960,713	\$889,367	\$0	\$0	\$422,111	\$0
Demand Response	\$20,673,491	\$440,390	\$12,666,819	\$0	\$0	\$0
Light Rail	\$58,562,405	\$4,459,762	\$1,780,754	\$13,153,892	\$625,536	\$2,829,510
Bus	\$126,563,919	\$8,556,271	\$8,113,016	\$739,190	\$1,709,120	\$2,208,029
Street Car Rail	\$5,010,509	\$0	\$0	\$0	\$0	\$0
Vanpool	\$2,228,854	\$190,533	\$0	\$0	\$0	\$0
Total	\$223,999,891	\$14,536,323	\$22,560,589	\$13,893,082	\$2,756,767	\$5,037,539

2024 Asset Management

Transit Asset Management (TAM) Tier

Tier I (Rail)

TAM Sponsor NTD ID

Metrics

Mode	Vehicles Operated in Max. Service	Vehicles Available for Max. Service	%Spare Vehicles	Avg. Fleet Age (yrs)
Commuter Bus	34	35	2.9%	9.2
Demand Response	59	73	23.7%	9.0
Light Rail	20	34	70.0%	11.8
Bus	141	206	46.1%	9.5
Street Car Rail	5	6	20.0%	6.0
Vanpool	28	54	92.9%	6.6