

2024 Annual Agency Profile - Susquehanna County (NTD ID 31045)

Mailing Address: 31 LAKE AVE
Montrose, PA

Website: <https://trehab.org/susquehanna-wyoming-county-transportation/>

Service Consumed

Annual Unlinked Trips (UPT) 35,532

Service Supplied

Annual Vehicle Revenue Miles (VRM) 407,096

Annual Vehicle Revenue Hours (VRH) 18,367

Vehicles Operated in Maximum Service (VOMS) 23

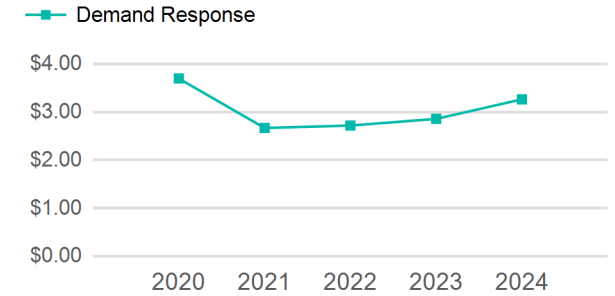
Assets

Revenue Vehicles 27

Service Vehicles 1

Facilities

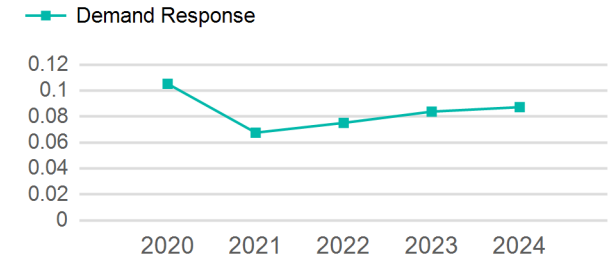
Operating Expenses per Vehicle Revenue Mile



Modal Characteristics

Mode	Annual Unlinked Passenger Trips	Directly Operated VOMS	Purchased Transportation VOMS	Annual Vehicle Revenue Miles	Annual Vehicle Revenue Hours
Demand Response	35,532	0	23	407,096	18,367
Total	35,532	0	23	407,096	18,367

Unlinked Passenger Trip per Vehicle Revenue Mile



Metrics

Service Efficiency

Service Effectiveness

Mode	OE per VRM	OE per VRH	UPT per VRM	UPT per VRH	OE per UPT
Demand Response	\$3.26	\$72.34	0.1	1.9	\$37.39
Total	\$3.26	\$72.34	0.1	1.9	\$37.39

2024 Annual Agency Profile - Susquehanna County (NTD ID 31045)

2024 Funding Breakdown

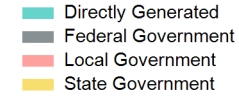
Summary of Operating Expenses (OE)

Mode	Operating Expenses	Fare Revenues
Demand Response	\$1,328,706	\$1,208,284
Total	\$1,328,706	\$1,208,284

Sources of Operating Funds Expended

Directly Generated	\$1,314,117
Federal Government	\$14,589
Local Government	\$0
State Government	\$0
Total Operating Funds Expended	\$1,328,706

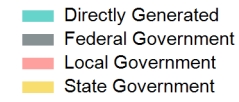
Operating Funding Sources



Sources of Capital Funds Expended

Directly Generated	\$0
Federal Government	\$175,344
Local Government	\$0
State Government	\$155,622
Total Capital Funds Expended	\$330,966

Capital Funding Sources



2024 Asset Management

Transit Asset Management (TAM) Tier Tier II

TAM Sponsor NTD ID

Metrics

Mode	Average Fleet Age in Years
Demand Response	2.5