

# 2024 Annual Agency Profile - Centre County (NTD ID 31042)

**Mailing Address:** 420 HOLMES ST STE 242  
BELLEFONTE, PA

**Website:** <https://centrecountypa.gov/431/Transportation-Office>

## Geographic Coverage

**Primary Urbanized/Rural Area** State College, PA  
**Service Area Population** 158,172  
**Service Area Sq. Miles** 1,107  
**Other Areas Served:**  
 Pennsylvania Non-UZA

## Assets

**Revenue Vehicles** 28  
**Service Vehicles**  
**Facilities**

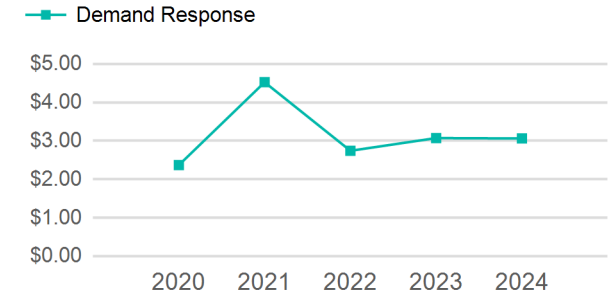
## Service Consumed

**Annual Unlinked Trips (UPT)** 68,684

## Service Supplied

**Annual Vehicle Revenue Miles (VRM)** 677,910  
**Annual Vehicle Revenue Hours (VRH)** 34,443  
**Vehicles Operated in Maximum Service (VOMS)** 23

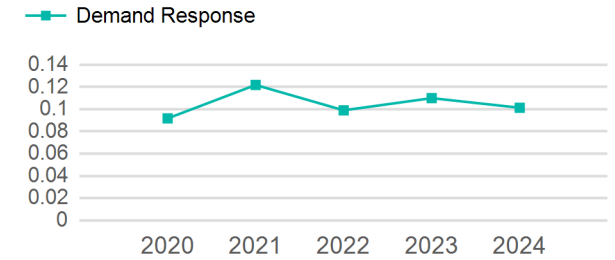
## Operating Expenses per Vehicle Revenue Mile



## Modal Characteristics

Mode	Annual Unlinked Passenger Trips	Directly Operated VOMS	Purchased Transportation VOMS	Annual Vehicle Revenue Miles	Annual Vehicle Revenue Hours
Demand Response	68,684	23	0	677,910	34,443
<b>Total</b>	<b>68,684</b>	<b>23</b>	<b>0</b>	<b>677,910</b>	<b>34,443</b>

## Unlinked Passenger Trip per Vehicle Revenue Mile



Mode	Service Efficiency		Service Effectiveness		
	OE per VRM	OE per VRH	UPT per VRM	UPT per VRH	OE per UPT
Demand Response	\$3.06	\$60.29	0.1	2.0	\$30.23
<b>Total</b>	<b>\$3.06</b>	<b>\$60.29</b>	<b>0.1</b>	<b>2.0</b>	<b>\$30.23</b>

# 2024 Annual Agency Profile - Centre County (NTD ID 31042)

## 2024 Funding Breakdown

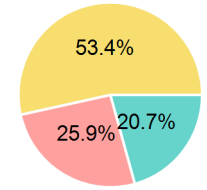
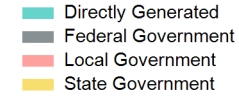
### Summary of Operating Expenses (OE)

Mode	Operating Expenses	Fare Revenues
Demand Response	\$2,076,477	\$419,261
<b>Total</b>	<b>\$2,076,477</b>	<b>\$419,261</b>

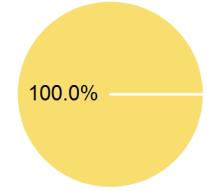
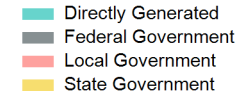
### Sources of Operating Funds Expended

Directly Generated	\$429,848
Federal Government	\$0
Local Government	\$536,843
State Government	\$1,109,786
<b>Total Operating Funds Expended</b>	<b>\$2,076,477</b>

### Operating Funding Sources



### Capital Funding Sources



### Sources of Capital Funds Expended

Directly Generated	\$0
Federal Government	\$0
Local Government	\$0
State Government	\$71,847
<b>Total Capital Funds Expended</b>	<b>\$71,847</b>

## 2024 Asset Management

Transit Asset Management (TAM) Tier Tier II

TAM Sponsor NTD ID

### Metrics

Mode	Average Fleet Age in Years
Demand Response	3.5