

2024 Annual Agency Profile - Pike County (NTD ID 31038)

Mailing Address: 150 PIKE COUNTY BLVD
HAWLEY, PA

Website: https://www.pikepa.org/living___working/transportation/index.php

Service Consumed

Annual Unlinked Trips (UPT) 27,264

Service Supplied

Annual Vehicle Revenue Miles (VRM) 308,078

Annual Vehicle Revenue Hours (VRH) 11,134

Vehicles Operated in Maximum Service (VOMS) 17

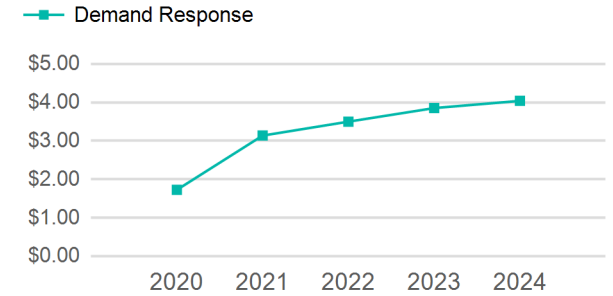
Assets

Revenue Vehicles 29

Service Vehicles

Facilities

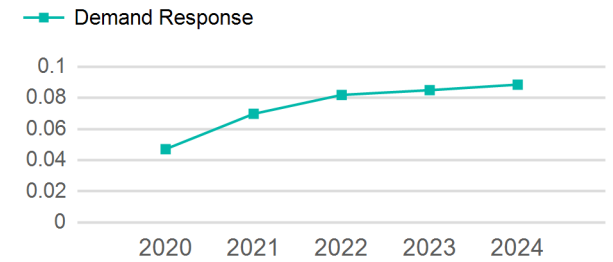
Operating Expenses per Vehicle Revenue Mile



Modal Characteristics

Mode	Annual Unlinked Passenger Trips	Directly Operated VOMS	Purchased Transportation VOMS	Annual Vehicle Revenue Miles	Annual Vehicle Revenue Hours
Demand Response	27,264	17	0	308,078	11,134
Total	27,264	17	0	308,078	11,134

Unlinked Passenger Trip per Vehicle Revenue Mile



Metrics

Service Efficiency

Service Effectiveness

Mode	OE per VRM	OE per VRH	UPT per VRM	UPT per VRH	OE per UPT
Demand Response	\$4.04	\$111.78	0.1	2.4	\$45.65
Total	\$4.04	\$111.78	0.1	2.4	\$45.65

2024 Annual Agency Profile - Pike County (NTD ID 31038)

2024 Funding Breakdown

Summary of Operating Expenses (OE)

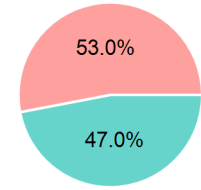
Mode	Operating Expenses	Fare Revenues
Demand Response	\$1,244,531	\$584,983
Total	\$1,244,531	\$584,983

Sources of Operating Funds Expended

Directly Generated	\$584,983
Federal Government	\$0
Local Government	\$659,548
State Government	\$0
Total Operating Funds Expended	\$1,244,531

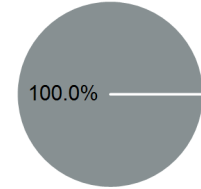
Operating Funding Sources

- Directly Generated
- Federal Government
- Local Government
- State Government



Capital Funding Sources

- Directly Generated
- Federal Government
- Local Government
- State Government



Sources of Capital Funds Expended

Directly Generated	\$0
Federal Government	\$593,175
Local Government	\$0
State Government	\$0
Total Capital Funds Expended	\$593,175

2024 Asset Management

Transit Asset Management (TAM) Tier Tier II

TAM Sponsor NTD ID

Metrics

Mode	Average Fleet Age in Years
Demand Response	4.9