

# 2024 Annual Agency Profile - Wayne County (NTD ID 31035)

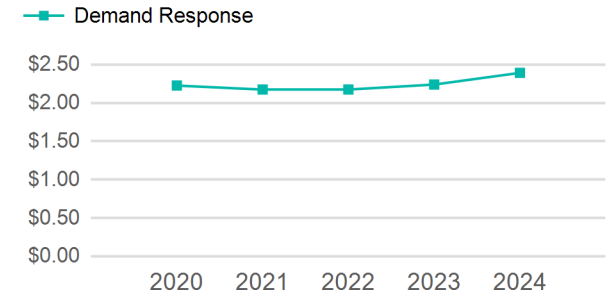
**Mailing Address:** 925 COURT ST  
HONESDALE, PA

**Website:** <https://waynecountypa.gov/218/Transportation>

## Service Consumed

Annual Unlinked Trips (UPT) 57,146

## Operating Expenses per Vehicle Revenue Mile



## Assets

Revenue Vehicles 37  
Service Vehicles  
Facilities

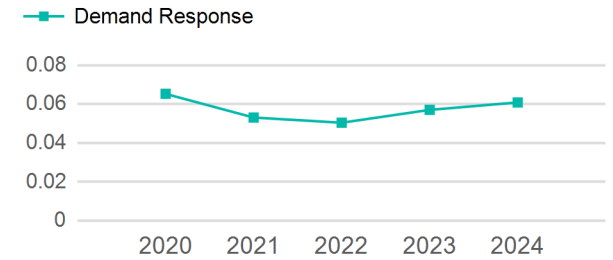
## Service Supplied

Annual Vehicle Revenue Miles (VRM) 938,635  
Annual Vehicle Revenue Hours (VRH) 43,323  
Vehicles Operated in Maximum Service (VOMS) 35

## Modal Characteristics

Mode	Annual Unlinked Passenger Trips	Directly Operated VOMS	Purchased Transportation VOMS	Annual Vehicle Revenue Miles	Annual Vehicle Revenue Hours
Demand Response	57,146	35	0	938,635	43,323
<b>Total</b>	<b>57,146</b>	<b>35</b>	<b>0</b>	<b>938,635</b>	<b>43,323</b>

## Unlinked Passenger Trip per Vehicle Revenue Mile



Mode	Service Efficiency		Service Effectiveness		
	OE per VRM	OE per VRH	UPT per VRM	UPT per VRH	OE per UPT
Demand Response	\$2.39	\$51.82	0.1	1.3	\$39.29
<b>Total</b>	<b>\$2.39</b>	<b>\$51.82</b>	<b>0.1</b>	<b>1.3</b>	<b>\$39.29</b>

# 2024 Annual Agency Profile - Wayne County (NTD ID 31035)

## 2024 Funding Breakdown

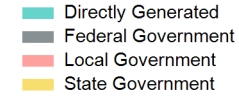
### Summary of Operating Expenses (OE)

Mode	Operating Expenses	Fare Revenues
Demand Response	\$2,245,122	\$2,245,122
<b>Total</b>	<b>\$2,245,122</b>	<b>\$2,245,122</b>

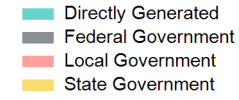
### Sources of Operating Funds Expended

Directly Generated	\$2,245,122
Federal Government	\$0
Local Government	\$0
State Government	\$0
<b>Total Operating Funds Expended</b>	<b>\$2,245,122</b>

### Operating Funding Sources



### Capital Funding Sources



### Sources of Capital Funds Expended

Directly Generated	\$0
Federal Government	\$334,436
Local Government	\$0
State Government	\$115,038
<b>Total Capital Funds Expended</b>	<b>\$449,474</b>

## 2024 Asset Management

Transit Asset Management (TAM) Tier Tier II

### TAM Sponsor NTD ID

### Metrics

Mode	Average Fleet Age in Years
Demand Response	2.7