

# 2024 Annual Agency Profile - Forest County (NTD ID 31034)

**Mailing Address:** 526 ELM ST  
TIONESTA, PA

**Website:** <http://www.co.forest.pa.us/departments/transportation.php>

## Service Consumed

Annual Unlinked Trips (UPT) 16,462

## Service Supplied

Annual Vehicle Revenue Miles (VRM) 270,238

Annual Vehicle Revenue Hours (VRH) 8,440

Vehicles Operated in Maximum Service (VOMS) 15

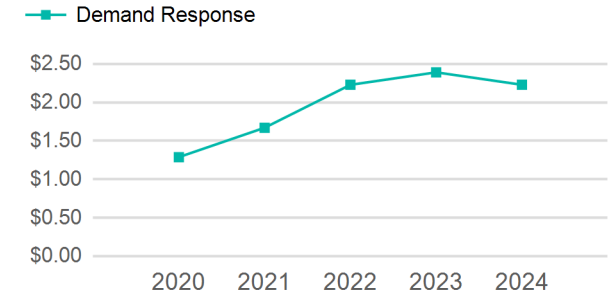
## Assets

Revenue Vehicles 19

Service Vehicles 1

Facilities

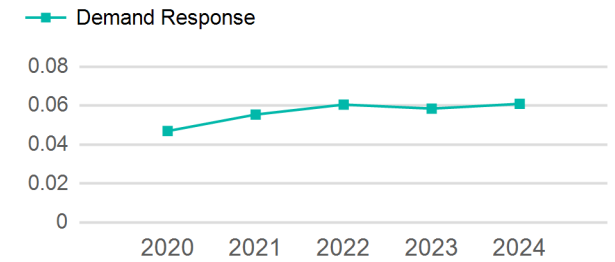
## Operating Expenses per Vehicle Revenue Mile



## Modal Characteristics

Mode	Annual Unlinked Passenger Trips	Directly Operated VOMS	Purchased Transportation VOMS	Annual Vehicle Revenue Miles	Annual Vehicle Revenue Hours
Demand Response	16,462	15	0	270,238	8,440
<b>Total</b>	<b>16,462</b>	<b>15</b>	<b>0</b>	<b>270,238</b>	<b>8,440</b>

## Unlinked Passenger Trip per Vehicle Revenue Mile



## Metrics

### Service Efficiency

### Service Effectiveness

Mode	OE per VRM	OE per VRH	UPT per VRM	UPT per VRH	OE per UPT
Demand Response	\$2.23	\$71.36	0.1	2.0	\$36.59
<b>Total</b>	<b>\$2.23</b>	<b>\$71.36</b>	<b>0.1</b>	<b>2.0</b>	<b>\$36.59</b>

# 2024 Annual Agency Profile - Forest County (NTD ID 31034)

## 2024 Funding Breakdown

### Summary of Operating Expenses (OE)

Mode	Operating Expenses	Fare Revenues
Demand Response	\$602,291	\$518,486
<b>Total</b>	<b>\$602,291</b>	<b>\$518,486</b>

### Sources of Operating Funds Expended

Directly Generated	\$583,036
Federal Government	\$0
Local Government	\$0
State Government	\$19,255
<b>Total Operating Funds Expended</b>	<b>\$602,291</b>

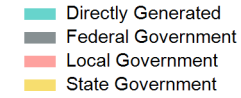
### Operating Funding Sources



### Capital Funding Sources

### Sources of Capital Funds Expended

Directly Generated	\$0
Federal Government	\$0
Local Government	\$0
State Government	\$0
<b>Total Capital Funds Expended</b>	<b>\$0</b>



## 2024 Asset Management

Transit Asset Management (TAM) Tier Tier II

TAM Sponsor NTD ID

### Metrics

Mode	Average Fleet Age in Years
Demand Response	4.3