

2024 Annual Agency Profile - Blair Senior Services, Inc. (NTD ID 31029)

Mailing Address: 1320 12TH AVE
ALTOONA, PA

Website: <https://www.blairsenior.org/transportation>

Geographic Coverage

Primary Urbanized/Rural Area Altoona, PA
Service Area Population 122,822
Service Area Sq. Miles 525
Other Areas Served:
 Pennsylvania Non-UZA

Assets

Revenue Vehicles 34
Service Vehicles 1
Facilities 1

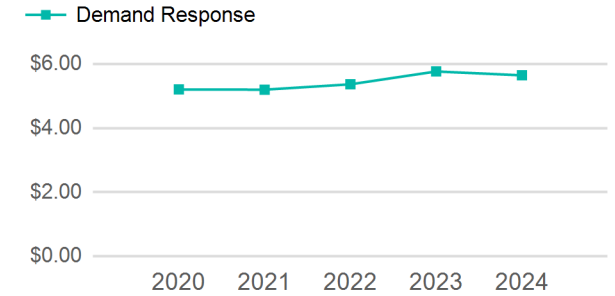
Service Consumed

Annual Unlinked Trips (UPT) 86,266

Service Supplied

Annual Vehicle Revenue Miles (VRM) 421,694
Annual Vehicle Revenue Hours (VRH) 30,219
Vehicles Operated in Maximum Service (VOMS) 24

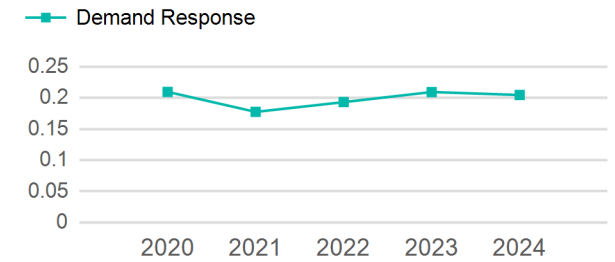
Operating Expenses per Vehicle Revenue Mile



Modal Characteristics

Mode	Annual Unlinked Passenger Trips	Directly Operated VOMS	Purchased Transportation VOMS	Annual Vehicle Revenue Miles	Annual Vehicle Revenue Hours
Demand Response	86,266	24	0	421,694	30,219
Total	86,266	24	0	421,694	30,219

Unlinked Passenger Trip per Vehicle Revenue Mile



Mode	Service Efficiency		Service Effectiveness		
	OE per VRM	OE per VRH	UPT per VRM	UPT per VRH	OE per UPT
Demand Response	\$5.64	\$78.75	0.2	2.9	\$27.59
Total	\$5.64	\$78.75	0.2	2.9	\$27.59

2024 Annual Agency Profile - Blair Senior Services, Inc. (NTD ID 31029)

2024 Funding Breakdown

Summary of Operating Expenses (OE)

Mode	Operating Expenses	Fare Revenues
Demand Response	\$2,379,669	\$2,269,459
Total	\$2,379,669	\$2,269,459

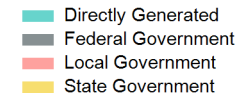
Sources of Operating Funds Expended

Directly Generated	\$2,379,669
Federal Government	\$0
Local Government	\$0
State Government	\$0
Total Operating Funds Expended	\$2,379,669

Operating Funding Sources



Capital Funding Sources



Sources of Capital Funds Expended

Directly Generated	\$0
Federal Government	\$142,208
Local Government	\$0
State Government	\$228,840
Total Capital Funds Expended	\$371,048

2024 Asset Management

Transit Asset Management (TAM) Tier Tier II

TAM Sponsor NTD ID

Metrics

Mode	Average Fleet Age in Years
Demand Response	5.6