

# 2024 Annual Agency Profile - York County (NTD ID 30203)

**Mailing Address:** 224 BALLARD ST  
YORKTOWN, VA

**Website:** <https://www.visitorktown.org/260/Trolley-Parking>

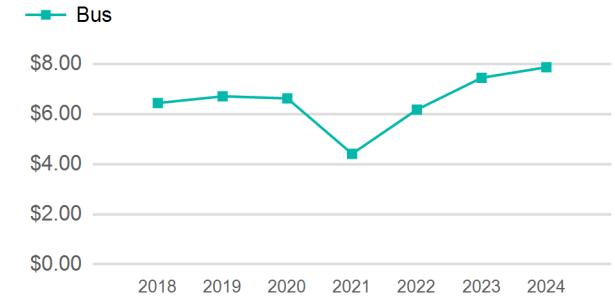
## Geographic Coverage

**Primary Urbanized/Rural Area** Virginia Beach--Norfolk, VA  
**Service Area Population** 211  
**Service Area Sq. Miles** 1  
**Other Areas Served:**

## Service Consumed

**Annual Unlinked Trips (UPT)** 68,264

## Operating Expenses per Vehicle Revenue Mile



## Assets

**Revenue Vehicles** 3  
**Service Vehicles**  
**Facilities**

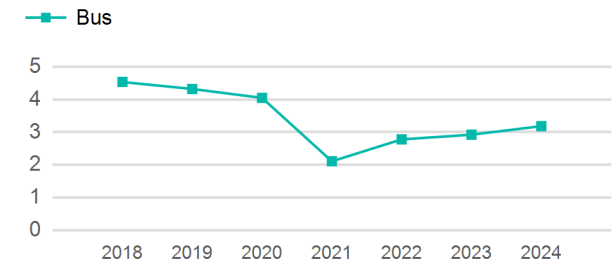
## Service Supplied

**Annual Vehicle Revenue Miles (VRM)** 21,450  
**Annual Vehicle Revenue Hours (VRH)** 2,819  
**Vehicles Operated in Maximum Service (VOMS)** 3

## Modal Characteristics

Mode	Annual Unlinked Passenger Trips	Directly Operated VOMS	Purchased Transportation VOMS	Annual Vehicle Revenue Miles	Annual Vehicle Revenue Hours
Bus	68,264	3	0	21,450	2,819
<b>Total</b>	<b>68,264</b>	<b>3</b>	<b>0</b>	<b>21,450</b>	<b>2,819</b>

## Unlinked Passenger Trip per Vehicle Revenue Mile



## Metrics

### Service Efficiency

### Service Effectiveness

Mode	OE per VRM	OE per VRH	UPT per VRM	UPT per VRH	OE per UPT
Bus	\$7.87	\$59.85	3.2	24.2	\$2.47
<b>Total</b>	<b>\$7.87</b>	<b>\$59.85</b>	<b>3.2</b>	<b>24.2</b>	<b>\$2.47</b>

# 2024 Annual Agency Profile - York County (NTD ID 30203)

## 2024 Funding Breakdown

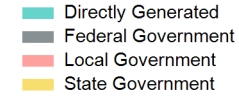
### Summary of Operating Expenses (OE)

Mode	Operating Expenses	Fare Revenues
Bus	\$168,730	\$0
<b>Total</b>	<b>\$168,730</b>	<b>\$0</b>

### Sources of Operating Funds Expended

Directly Generated	\$0
Federal Government	\$0
Local Government	\$168,730
State Government	\$0
<b>Total Operating Funds Expended</b>	<b>\$168,730</b>

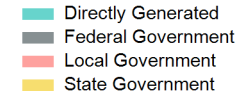
### Operating Funding Sources



### Capital Funding Sources

### Sources of Capital Funds Expended

Directly Generated	\$0
Federal Government	\$0
Local Government	\$0
State Government	\$0
<b>Total Capital Funds Expended</b>	<b>\$0</b>



## 2024 Asset Management

Transit Asset Management (TAM) Tier Tier II

TAM Sponsor NTD ID

### Metrics

Mode	Average Fleet Age in Years
Bus	6.7