

# 2024 Annual Agency Profile - Town of Blackstone (NTD ID 30184)

Mailing Address: 100 W ELM ST  
Blackstone, VA

Website: <http://www.blackstonebus.com>

## Service Consumed

Annual Unlinked Trips (UPT) 28,882

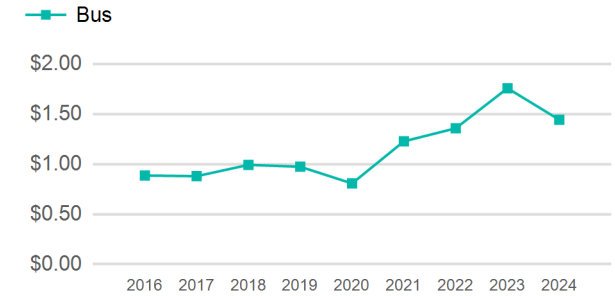
## Service Supplied

Annual Vehicle Revenue Miles (VRM) 413,556

Annual Vehicle Revenue Hours (VRH) 15,534

Vehicles Operated in Maximum Service (VOMS) 8

## Operating Expenses per Vehicle Revenue Mile



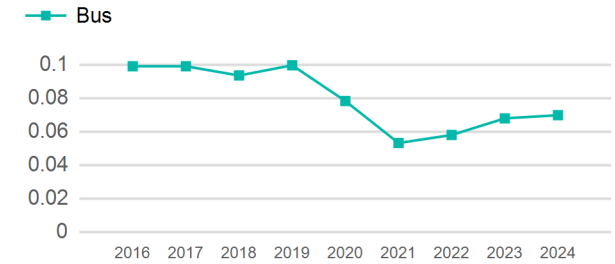
## Assets

Revenue Vehicles	14
Service Vehicles	1
Facilities	1

## Modal Characteristics

Mode	Annual Unlinked Passenger Trips	Directly Operated VOMS	Purchased Transportation VOMS	Annual Vehicle Revenue Miles	Annual Vehicle Revenue Hours
Bus	28,882	8	0	413,556	15,534
<b>Total</b>	<b>28,882</b>	<b>8</b>	<b>0</b>	<b>413,556</b>	<b>15,534</b>

## Unlinked Passenger Trip per Vehicle Revenue Mile



## Metrics

### Service Efficiency

### Service Effectiveness

Mode	OE per VRM	OE per VRH	UPT per VRM	UPT per VRH	OE per UPT
Bus	\$1.44	\$38.39	0.1	1.9	\$20.65
<b>Total</b>	<b>\$1.44</b>	<b>\$38.39</b>	<b>0.1</b>	<b>1.9</b>	<b>\$20.65</b>

# 2024 Annual Agency Profile - Town of Blackstone (NTD ID 30184)

## 2024 Funding Breakdown

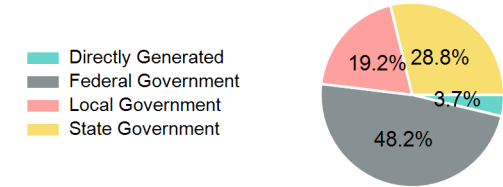
### Summary of Operating Expenses (OE)

Mode	Operating Expenses	Fare Revenues
Bus	\$596,330	\$22,355
<b>Total</b>	<b>\$596,330</b>	<b>\$22,355</b>

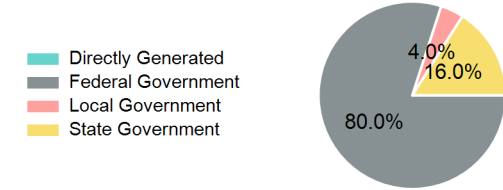
### Sources of Operating Funds Expended

Directly Generated	\$22,355
Federal Government	\$287,178
Local Government	\$114,783
State Government	\$172,014
<b>Total Operating Funds Expended</b>	<b>\$596,330</b>

### Operating Funding Sources



### Capital Funding Sources



### Sources of Capital Funds Expended

Directly Generated	\$0
Federal Government	\$215,647
Local Government	\$10,782
State Government	\$43,129
<b>Total Capital Funds Expended</b>	<b>\$269,558</b>

## 2024 Asset Management

Transit Asset Management (TAM) Tier Tier II

TAM Sponsor NTD ID

### Metrics

Mode	Average Fleet Age in Years
Bus	5.4