

2024 Annual Agency Profile - Unified Human Services Transportation Systems, Inc (NTD ID 30178)

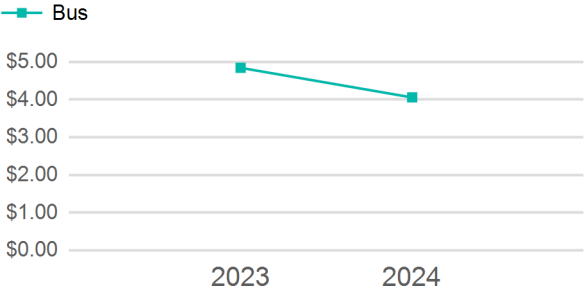
Mailing Address: 2762 SHENANDOAH AVE NW
ROANOKE, VA

Website: <http://www.radartransit.org>

Service Consumed

Annual Unlinked Trips (UPT) 62,335

Operating Expenses per Vehicle Revenue Mile



Assets

Service Supplied

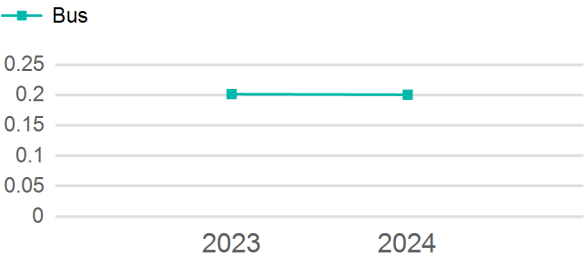
Revenue Vehicles 55
Service Vehicles 8
Facilities 1

Annual Vehicle Revenue Miles (VRM) 310,645
Annual Vehicle Revenue Hours (VRH) 18,472
Vehicles Operated in Maximum Service (VOMS) 39

Modal Characteristics

Mode	Annual Unlinked Passenger Trips	Directly Operated VOMS	Purchased Transportation VOMS	Annual Vehicle Revenue Miles	Annual Vehicle Revenue Hours
Bus	62,335	39	0	310,645	18,472
Total	62,335	39	0	310,645	18,472

Unlinked Passenger Trip per Vehicle Revenue Mile



Metrics

Mode	OE per VRM	OE per VRH	UPT per VRM	UPT per VRH	OE per UPT
Bus	\$4.06	\$68.23	0.2	3.4	\$20.22
Total	\$4.06	\$68.23	0.2	3.4	\$20.22

2024 Annual Agency Profile - Unified Human Services Transportation Systems, Inc (NTD ID 30178)

2024 Funding Breakdown

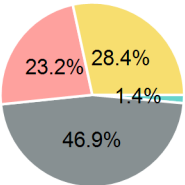
Summary of Operating Expenses (OE)

Sources of Operating Funds Expended

Operating Funding Sources

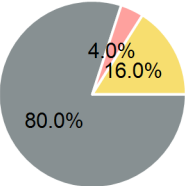
Mode	Operating Expenses	Fare Revenues
Bus	\$1,260,430	\$18,255
Total	\$1,260,430	\$18,255

Directly Generated	\$18,255
Federal Government	\$591,328
Local Government	\$292,686
State Government	\$358,161
Total Operating Funds Expended	\$1,260,430



Capital Funding Sources

Sources of Capital Funds Expended



Directly Generated	\$0
Federal Government	\$882,663
Local Government	\$44,133
State Government	\$176,533
Total Capital Funds Expended	\$1,103,329

2024 Asset Management

Transit Asset Management (TAM) Tier

Tier II

TAM Sponsor NTD ID

Metrics

Mode	Average Fleet Age in Years
Bus	5.2