

2024 Annual Agency Profile - Warren County Transit Authority (NTD ID 30124)

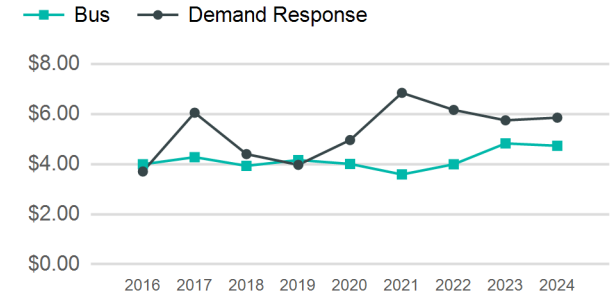
Mailing Address: 42 CLARK ST
Warren, PA

Website: <http://www.tawcbus.com>

Service Consumed

Annual Unlinked Trips (UPT) 82,242

Operating Expenses per Vehicle Revenue Mile



Assets

Revenue Vehicles	21
Service Vehicles	1
Facilities	1

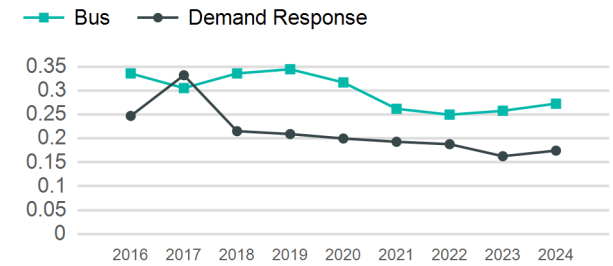
Service Supplied

Annual Vehicle Revenue Miles (VRM)	360,957
Annual Vehicle Revenue Hours (VRH)	17,245
Vehicles Operated in Maximum Service (VOMS)	14

Modal Characteristics

Mode	Annual Unlinked Passenger Trips	Directly Operated VOMS	Purchased Transportation VOMS	Annual Vehicle Revenue Miles	Annual Vehicle Revenue Hours
Bus	53,408	3	0	195,748	10,284
Demand Response	28,834	11	0	165,209	6,961
Total	82,242	14	0	360,957	17,245

Unlinked Passenger Trip per Vehicle Revenue Mile



Metrics

Service Efficiency

Service Effectiveness

Mode	OE per VRM	OE per VRH	UPT per VRM	UPT per VRH	OE per UPT
Bus	\$4.73	\$90.04	0.3	5.2	\$17.34
Demand Response	\$5.85	\$138.93	0.2	4.1	\$33.54
Total	\$5.24	\$109.77	0.2	4.8	\$23.02

2024 Annual Agency Profile - Warren County Transit Authority (NTD ID 30124)

2024 Funding Breakdown

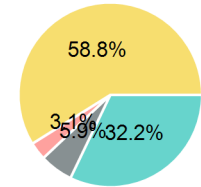
Summary of Operating Expenses (OE)

Mode	Operating Expenses	Fare Revenues
Bus	\$925,995	\$41,401
Demand Response	\$967,063	\$538,421
Total	\$1,893,058	\$579,822

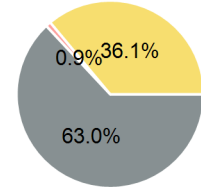
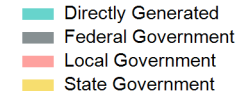
Sources of Operating Funds Expended

Directly Generated	\$608,657
Federal Government	\$111,000
Local Government	\$59,346
State Government	\$1,114,055
Total Operating Funds Expended	\$1,893,058

Operating Funding Sources



Capital Funding Sources



Sources of Capital Funds Expended

Directly Generated	\$0
Federal Government	\$718,977
Local Government	\$10,218
State Government	\$411,534
Total Capital Funds Expended	\$1,140,729

2024 Asset Management

Transit Asset Management (TAM) Tier Tier II

TAM Sponsor NTD ID

Metrics

Mode	Average Fleet Age in Years
Bus	2.8
Demand Response	4.1