

2024 Annual Agency Profile - Garrett County Community Action Committee, Inc (NTD ID 30117)

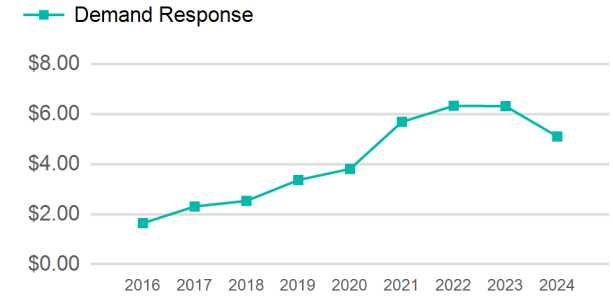
Mailing Address: 104 E CENTER ST
OAKLAND, MD

Website: <https://garrettcac.org/transportation/>

Service Consumed

Annual Unlinked Trips (UPT) 91,072

Operating Expenses per Vehicle Revenue Mile



Assets

Revenue Vehicles	16
Service Vehicles	1
Facilities	6

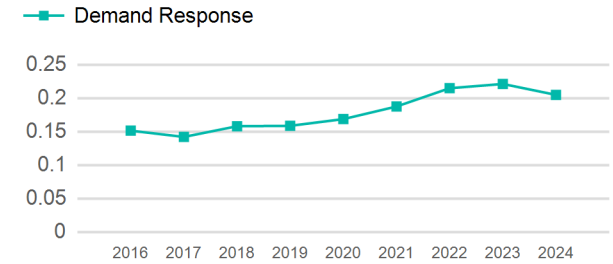
Service Supplied

Annual Vehicle Revenue Miles (VRM)	444,380
Annual Vehicle Revenue Hours (VRH)	19,938
Vehicles Operated in Maximum Service (VOMS)	16

Modal Characteristics

Mode	Annual Unlinked Passenger Trips	Directly Operated VOMS	Purchased Transportation VOMS	Annual Vehicle Revenue Miles	Annual Vehicle Revenue Hours
Demand Response	91,072	16	0	444,380	19,938
Total	91,072	16	0	444,380	19,938

Unlinked Passenger Trip per Vehicle Revenue Mile



Metrics

Service Efficiency

Service Effectiveness

Mode	OE per VRM	OE per VRH	UPT per VRM	UPT per VRH	OE per UPT
Demand Response	\$5.10	\$113.72	0.2	4.6	\$24.90
Total	\$5.10	\$113.72	0.2	4.6	\$24.90

2024 Annual Agency Profile - Garrett County Community Action Committee, Inc (NTD ID 30117)

2024 Funding Breakdown

Summary of Operating Expenses (OE)

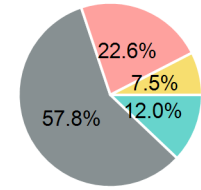
Mode	Operating Expenses	Fare Revenues
Demand Response	\$2,267,301	\$272,785
Total	\$2,267,301	\$272,785

Sources of Operating Funds Expended

Directly Generated	\$272,785
Federal Government	\$1,310,988
Local Government	\$512,913
State Government	\$170,615
Total Operating Funds Expended	\$2,267,301

Operating Funding Sources

- Directly Generated
- Federal Government
- Local Government
- State Government



Capital Funding Sources

- Directly Generated
- Federal Government
- Local Government
- State Government

Sources of Capital Funds Expended

Directly Generated	\$0
Federal Government	\$0
Local Government	\$0
State Government	\$0
Total Capital Funds Expended	\$0

2024 Asset Management

Transit Asset Management (TAM) Tier Tier II

TAM Sponsor NTD ID

Metrics

Mode	Average Fleet Age in Years
Demand Response	5.9