

2024 Annual Agency Profile - Borough of Mt. Carmel (NTD ID 30116)

Mailing Address: 50 W 3RD ST
MOUNT CARMEL, PA

Website: <https://mountcarmelborough.org/lats/>

Service Consumed

Annual Unlinked Trips (UPT) 23,001

Service Supplied

Annual Vehicle Revenue Miles (VRM) 56,598

Annual Vehicle Revenue Hours (VRH) 5,035

Vehicles Operated in Maximum Service (VOMS) 3

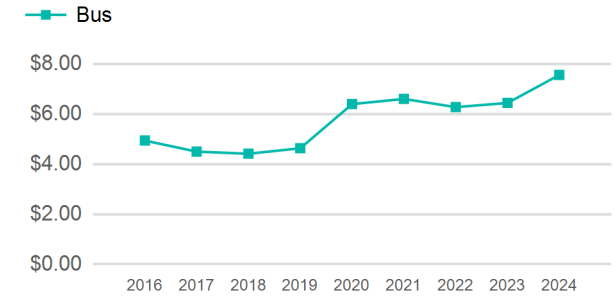
Assets

Revenue Vehicles 5

Service Vehicles 1

Facilities

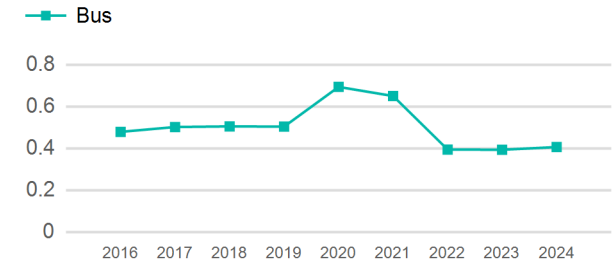
Operating Expenses per Vehicle Revenue Mile



Modal Characteristics

Mode	Annual Unlinked Passenger Trips	Directly Operated VOMS	Purchased Transportation VOMS	Annual Vehicle Revenue Miles	Annual Vehicle Revenue Hours
Bus	23,001	0	3	56,598	5,035
Total	23,001	0	3	56,598	5,035

Unlinked Passenger Trip per Vehicle Revenue Mile



Metrics

Service Efficiency

Service Effectiveness

Mode	OE per VRM	OE per VRH	UPT per VRM	UPT per VRH	OE per UPT
Bus	\$7.56	\$84.96	0.4	4.6	\$18.60
Total	\$7.56	\$84.96	0.4	4.6	\$18.60

2024 Annual Agency Profile - Borough of Mt. Carmel (NTD ID 30116)

2024 Funding Breakdown

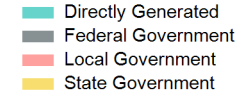
Summary of Operating Expenses (OE)

Mode	Operating Expenses	Fare Revenues
Bus	\$427,763	\$10,788
Total	\$427,763	\$10,788

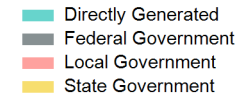
Sources of Operating Funds Expended

Directly Generated	\$11,058
Federal Government	\$0
Local Government	\$17,147
State Government	\$399,558
Total Operating Funds Expended	\$427,763

Operating Funding Sources



Capital Funding Sources



Sources of Capital Funds Expended

Directly Generated	\$0
Federal Government	\$0
Local Government	\$0
State Government	\$165,608
Total Capital Funds Expended	\$165,608

2024 Asset Management

Transit Asset Management (TAM) Tier Tier II

TAM Sponsor NTD ID

Metrics

Mode	Average Fleet Age in Years
Bus	4.2