

2024 Annual Agency Profile - City of Bristol Virginia (NTD ID 30053)

Mailing Address: 300 LEE ST
BRISTOL, VA

Website: <http://www.bristolva.org/196/transit>

Geographic Coverage

Primary Urbanized/Rural Area Bristol, TN--VA
Service Area Population 17,219
Service Area Sq. Miles 13
Other Areas Served:

Assets

Revenue Vehicles 7
Service Vehicles
Facilities

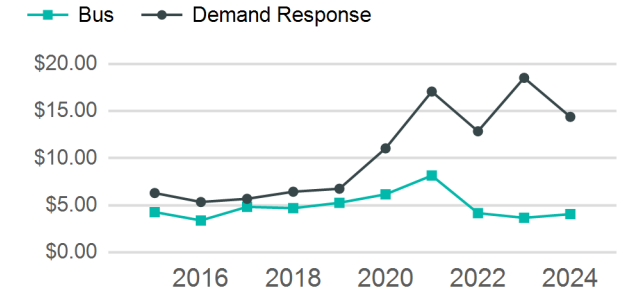
Service Consumed

Annual Unlinked Trips (UPT) 42,297

Service Supplied

Annual Vehicle Revenue Miles (VRM) 91,433
Annual Vehicle Revenue Hours (VRH) 7,604
Vehicles Operated in Maximum Service (VOMS) 6

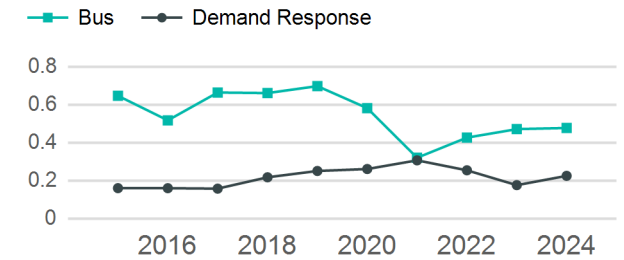
Operating Expenses per Vehicle Revenue Mile



Modal Characteristics

Mode	Annual Unlinked Passenger Trips	Directly Operated VOMS	Purchased Transportation VOMS	Annual Vehicle Revenue Miles	Annual Vehicle Revenue Hours
Bus	41,096	5	0	86,096	7,335
Demand Response	1,201	1	0	5,337	269
Total	42,297	6	0	91,433	7,604

Unlinked Passenger Trip per Vehicle Revenue Mile



Metrics

Service Efficiency

Service Effectiveness

Mode	OE per VRM	OE per VRH	UPT per VRM	UPT per VRH	OE per UPT
Bus	\$4.06	\$47.67	0.5	5.6	\$8.51
Demand Response	\$14.38	\$285.35	0.2	4.5	\$63.91
Total	\$4.66	\$56.08	0.5	5.6	\$10.08

2024 Annual Agency Profile - City of Bristol Virginia (NTD ID 30053)

2024 Funding Breakdown

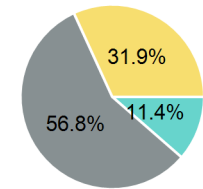
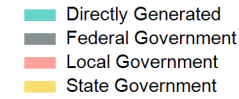
Summary of Operating Expenses (OE)

Mode	Operating Expenses	Fare Revenues
Bus	\$349,679	\$25,941
Demand Response	\$76,759	\$2,334
Total	\$426,438	\$28,275

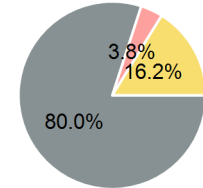
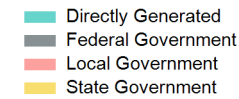
Sources of Operating Funds Expended

Directly Generated	\$48,497
Federal Government	\$242,018
Local Government	\$0
State Government	\$135,923
Total Operating Funds Expended	\$426,438

Operating Funding Sources



Capital Funding Sources



Sources of Capital Funds Expended

Directly Generated	\$0
Federal Government	\$109,802
Local Government	\$5,255
State Government	\$22,195
Total Capital Funds Expended	\$137,252

2024 Asset Management

Transit Asset Management (TAM) Tier Tier II

TAM Sponsor NTD ID

Metrics

Mode	Average Fleet Age in Years
Bus	7.5
Demand Response	6.0