

2024 Annual Agency Profile - Seneca Nation of Indians (NTD ID 22929)

Mailing Address: 90 OHI:YO' WAY
Salamanca, NY

Website: <https://sni.org/community-services/seneca-transit/>

Geographic Coverage

Primary Urbanized/Rural Area New York Non-UZA
Other Areas Served:

Assets

Revenue Vehicles 6
Service Vehicles
Facilities

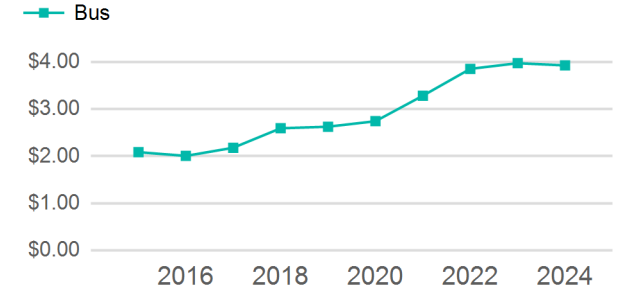
Service Consumed

Annual Unlinked Trips (UPT) 22,977

Service Supplied

Annual Vehicle Revenue Miles (VRM) 270,354
Annual Vehicle Revenue Hours (VRH) 9,493
Vehicles Operated in Maximum Service (VOMS) 3

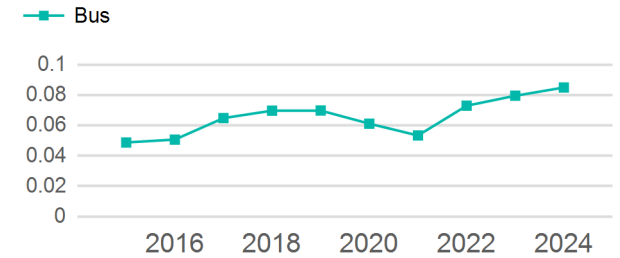
Operating Expenses per Vehicle Revenue Mile



Modal Characteristics

Mode	Annual Unlinked Passenger Trips	Directly Operated VOMS	Purchased Transportation VOMS	Annual Vehicle Revenue Miles	Annual Vehicle Revenue Hours
Bus	22,977	0	3	270,354	9,493
Total	22,977	0	3	270,354	9,493

Unlinked Passenger Trip per Vehicle Revenue Mile



Metrics

Service Efficiency

Service Effectiveness

Mode	OE per VRM	OE per VRH	UPT per VRM	UPT per VRH	OE per UPT
Bus	\$3.93	\$111.80	0.1	2.4	\$46.19
Total	\$3.93	\$111.80	0.1	2.4	\$46.19

2024 Annual Agency Profile - Seneca Nation of Indians (NTD ID 22929)

2024 Funding Breakdown

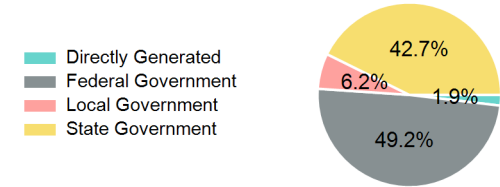
Summary of Operating Expenses (OE)

Mode	Operating Expenses	Fare Revenues
Bus	\$1,061,277	\$20,198
Total	\$1,061,277	\$20,198

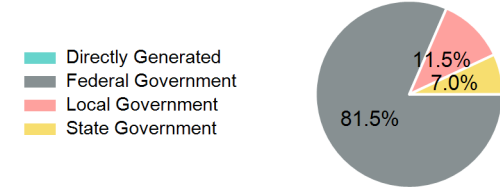
Sources of Operating Funds Expended

Directly Generated	\$20,198
Federal Government	\$532,047
Local Government	\$67,222
State Government	\$461,998
Total Operating Funds Expended	\$1,081,465

Operating Funding Sources



Capital Funding Sources



Sources of Capital Funds Expended

Directly Generated	\$0
Federal Government	\$317,092
Local Government	\$44,877
State Government	\$27,087
Total Capital Funds Expended	\$389,056

2024 Asset Management

Transit Asset Management (TAM) Tier Tier II

TAM Sponsor NTD ID

Metrics

Mode	Average Fleet Age in Years
Bus	1.0