

# 2024 Annual Agency Profile - Yates County (NTD ID 21000)

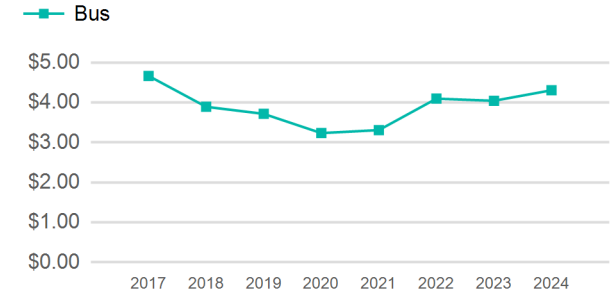
Mailing Address: 417 LIBERTY ST  
PENN YAN, NY

Website: <https://www.yatestransit.com/>

## Service Consumed

Annual Unlinked Trips (UPT) 27,807

## Operating Expenses per Vehicle Revenue Mile



## Assets

Revenue Vehicles 1  
Service Vehicles  
Facilities

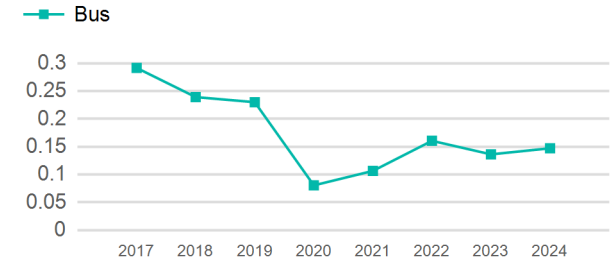
## Service Supplied

Annual Vehicle Revenue Miles (VRM) 188,792  
Annual Vehicle Revenue Hours (VRH) 7,767  
Vehicles Operated in Maximum Service (VOMS) 5

## Modal Characteristics

Mode	Annual Unlinked Passenger Trips	Directly Operated VOMS	Purchased Transportation VOMS	Annual Vehicle Revenue Miles	Annual Vehicle Revenue Hours
Bus	27,807	0	5	188,792	7,767
<b>Total</b>	<b>27,807</b>	<b>0</b>	<b>5</b>	<b>188,792</b>	<b>7,767</b>

## Unlinked Passenger Trip per Vehicle Revenue Mile



## Metrics

### Service Efficiency

### Service Effectiveness

Mode	OE per VRM	OE per VRH	UPT per VRM	UPT per VRH	OE per UPT
Bus	\$4.31	\$104.70	0.1	3.6	\$29.25
<b>Total</b>	<b>\$4.31</b>	<b>\$104.70</b>	<b>0.1</b>	<b>3.6</b>	<b>\$29.25</b>

# 2024 Annual Agency Profile - Yates County (NTD ID 21000)

## 2024 Funding Breakdown

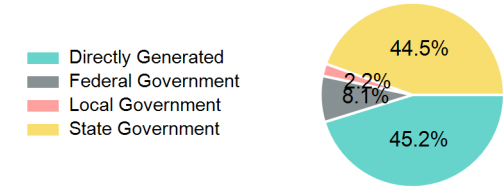
### Summary of Operating Expenses (OE)

Mode	Operating Expenses	Fare Revenues
Bus	\$813,224	\$18,909
<b>Total</b>	<b>\$813,224</b>	<b>\$18,909</b>

### Sources of Operating Funds Expended

Directly Generated	\$367,909
Federal Government	\$65,603
Local Government	\$17,623
State Government	\$362,089
<b>Total Operating Funds Expended</b>	<b>\$813,224</b>

### Operating Funding Sources



### Capital Funding Sources

### Sources of Capital Funds Expended

Directly Generated	\$0
Federal Government	\$0
Local Government	\$0
State Government	\$0
<b>Total Capital Funds Expended</b>	<b>\$0</b>



## 2024 Asset Management

Transit Asset Management (TAM) Tier Tier II

TAM Sponsor NTD ID

### Metrics

Mode	Average Fleet Age in Years
Bus	9.0