

# 2024 Annual Agency Profile - Regional Transit Service (NTD ID 20983)

Mailing Address: 1372 E MAIN ST  
ROCHESTER, NY

Website: www.myrts.com

## Service Consumed

Annual Unlinked Trips (UPT) 101,006

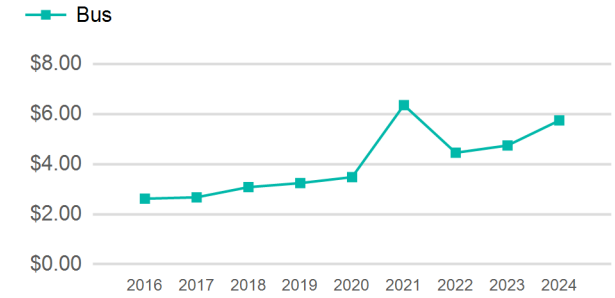
## Service Supplied

Annual Vehicle Revenue Miles (VRM) 547,809

Annual Vehicle Revenue Hours (VRH) 23,855

Vehicles Operated in Maximum Service (VOMS) 30

## Operating Expenses per Vehicle Revenue Mile



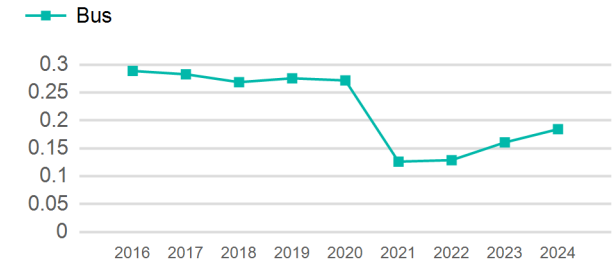
## Assets

Revenue Vehicles 30  
Service Vehicles  
Facilities

## Modal Characteristics

Mode	Annual Unlinked Passenger Trips	Directly Operated VOMS	Purchased Transportation VOMS	Annual Vehicle Revenue Miles	Annual Vehicle Revenue Hours
Bus	101,006	30	0	547,809	23,855
<b>Total</b>	<b>101,006</b>	<b>30</b>	<b>0</b>	<b>547,809</b>	<b>23,855</b>

## Unlinked Passenger Trip per Vehicle Revenue Mile



## Metrics

### Service Efficiency

### Service Effectiveness

Mode	OE per VRM	OE per VRH	UPT per VRM	UPT per VRH	OE per UPT
Bus	\$5.74	\$131.84	0.2	4.2	\$31.14
<b>Total</b>	<b>\$5.74</b>	<b>\$131.84</b>	<b>0.2</b>	<b>4.2</b>	<b>\$31.14</b>

# 2024 Annual Agency Profile - Regional Transit Service (NTD ID 20983)

## 2024 Funding Breakdown

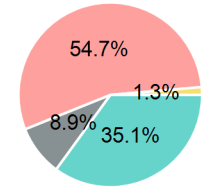
### Summary of Operating Expenses (OE)

Mode	Operating Expenses	Fare Revenues
Bus	\$3,145,019	\$27,823
<b>Total</b>	<b>\$3,145,019</b>	<b>\$27,823</b>

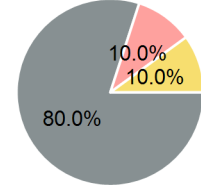
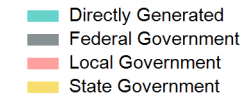
### Sources of Operating Funds Expended

Directly Generated	\$1,102,365
Federal Government	\$279,400
Local Government	\$1,721,017
State Government	\$42,237
<b>Total Operating Funds Expended</b>	<b>\$3,145,019</b>

### Operating Funding Sources



### Capital Funding Sources



### Sources of Capital Funds Expended

Directly Generated	\$0
Federal Government	\$1,132,351
Local Government	\$141,540
State Government	\$141,540
<b>Total Capital Funds Expended</b>	<b>\$1,415,431</b>

## 2024 Asset Management

Transit Asset Management (TAM) Tier Tier II

TAM Sponsor NTD ID

### Metrics

Mode	Average Fleet Age in Years
Bus	3.4