

2024 Annual Agency Profile - Allegany County (NTD ID 20951)

Mailing Address: 7 COURT ST
BELMONT, NY

Website: <https://www.accessallegany.com/>

Service Consumed

Annual Unlinked Trips (UPT) 49,258

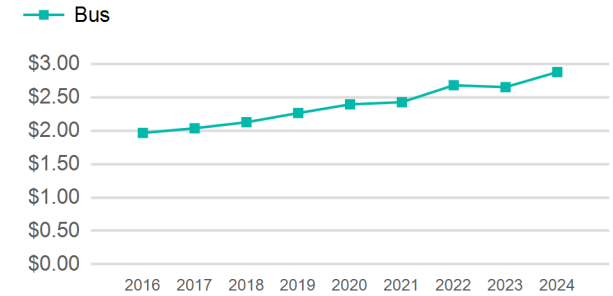
Service Supplied

Annual Vehicle Revenue Miles (VRM) 423,603

Annual Vehicle Revenue Hours (VRH) 14,727

Vehicles Operated in Maximum Service (VOMS) 5

Operating Expenses per Vehicle Revenue Mile



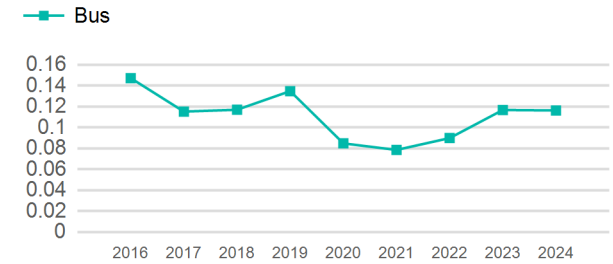
Assets

Revenue Vehicles 9
Service Vehicles
Facilities

Modal Characteristics

Mode	Annual Unlinked Passenger Trips	Directly Operated VOMS	Purchased Transportation VOMS	Annual Vehicle Revenue Miles	Annual Vehicle Revenue Hours
Bus	49,258	0	5	423,603	14,727
Total	49,258	0	5	423,603	14,727

Unlinked Passenger Trip per Vehicle Revenue Mile



Metrics

Service Efficiency

Service Effectiveness

Mode	OE per VRM	OE per VRH	UPT per VRM	UPT per VRH	OE per UPT
Bus	\$2.88	\$82.77	0.1	3.3	\$24.75
Total	\$2.88	\$82.77	0.1	3.3	\$24.75

2024 Annual Agency Profile - Allegany County (NTD ID 20951)

2024 Funding Breakdown

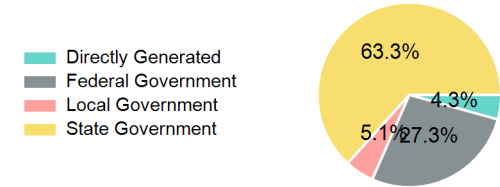
Summary of Operating Expenses (OE)

Mode	Operating Expenses	Fare Revenues
Bus	\$1,218,902	\$50,841
Total	\$1,218,902	\$50,841

Sources of Operating Funds Expended

Directly Generated	\$52,341
Federal Government	\$333,187
Local Government	\$62,285
State Government	\$771,089
Total Operating Funds Expended	\$1,218,902

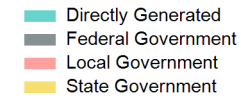
Operating Funding Sources



Capital Funding Sources

Sources of Capital Funds Expended

Directly Generated	\$0
Federal Government	\$0
Local Government	\$0
State Government	\$0
Total Capital Funds Expended	\$0



2024 Asset Management

Transit Asset Management (TAM) Tier Tier II

TAM Sponsor NTD ID

Metrics

Mode	Average Fleet Age in Years
Bus	1.7