

2024 Annual Agency Profile - Schuyler County (NTD ID 20945)

Mailing Address: 105 9TH ST UNIT 6
Watkins Glen, NY

Website: <https://www.schuylercountytransit.org/>

Service Consumed

Annual Unlinked Trips (UPT) 22,816

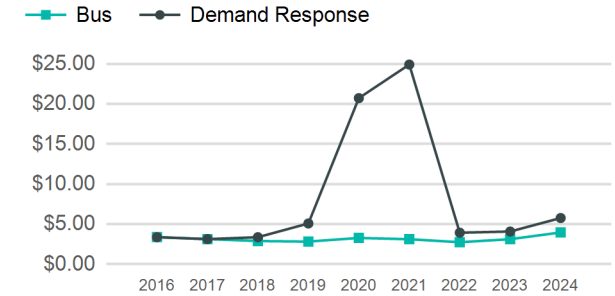
Service Supplied

Annual Vehicle Revenue Miles (VRM) 279,945

Annual Vehicle Revenue Hours (VRH) 13,112

Vehicles Operated in Maximum Service (VOMS) 6

Operating Expenses per Vehicle Revenue Mile



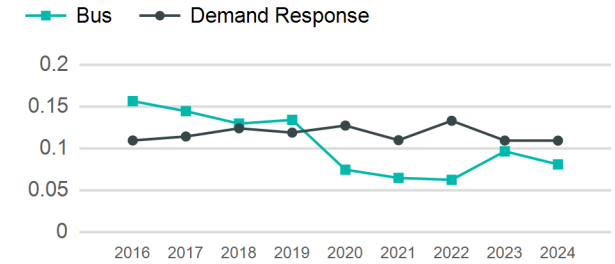
Assets

Revenue Vehicles 10
Service Vehicles
Facilities

Modal Characteristics

Mode	Annual Unlinked Passenger Trips	Directly Operated VOMS	Purchased Transportation VOMS	Annual Vehicle Revenue Miles	Annual Vehicle Revenue Hours
Bus	22,168	0	5	274,017	12,728
Demand Response	648	0	1	5,928	384
Total	22,816	0	6	279,945	13,112

Unlinked Passenger Trip per Vehicle Revenue Mile



Metrics

Service Efficiency

Service Effectiveness

Mode	OE per VRM	OE per VRH	UPT per VRM	UPT per VRH	OE per UPT
Bus	\$3.97	\$85.48	0.1	1.7	\$49.08
Demand Response	\$5.77	\$89.07	0.1	1.7	\$52.78
Total	\$4.01	\$85.59	0.1	1.7	\$49.19

2024 Annual Agency Profile - Schuyler County (NTD ID 20945)

2024 Funding Breakdown

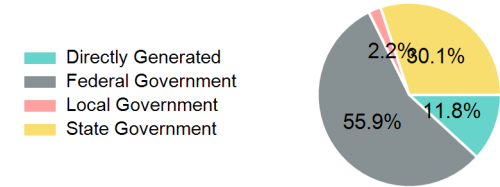
Summary of Operating Expenses (OE)

Mode	Operating Expenses	Fare Revenues
Bus	\$1,088,036	\$11,555
Demand Response	\$34,203	\$1,944
Total	\$1,122,239	\$13,499

Sources of Operating Funds Expended

Directly Generated	\$132,437
Federal Government	\$627,489
Local Government	\$24,861
State Government	\$337,452
Total Operating Funds Expended	\$1,122,239

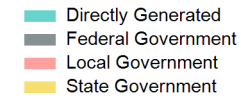
Operating Funding Sources



Capital Funding Sources

Sources of Capital Funds Expended

Directly Generated	\$0
Federal Government	\$0
Local Government	\$0
State Government	\$0
Total Capital Funds Expended	\$0



2024 Asset Management

Transit Asset Management (TAM) Tier Tier II

TAM Sponsor NTD ID

Metrics

Mode	Average Fleet Age in Years
Bus	2.2
Demand Response	0.0