

2024 Annual Agency Profile - Warren County (NTD ID 20928)

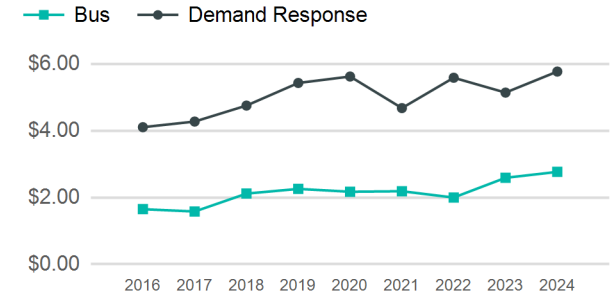
Mailing Address: 165 COUNTY ROAD 519 STE 1
BELVIDERE, NJ

Website: <https://www.warrencountynj.gov/home>

Service Consumed

Annual Unlinked Trips (UPT) 102,116

Operating Expenses per Vehicle Revenue Mile



Assets

Revenue Vehicles 21
Service Vehicles
Facilities

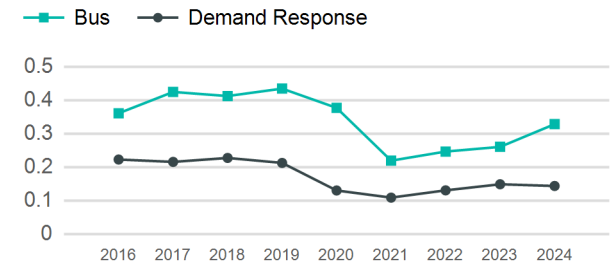
Service Supplied

Annual Vehicle Revenue Miles (VRM) 452,410
Annual Vehicle Revenue Hours (VRH) 29,493
Vehicles Operated in Maximum Service (VOMS) 21

Modal Characteristics

Mode	Annual Unlinked Passenger Trips	Directly Operated VOMS	Purchased Transportation VOMS	Annual Vehicle Revenue Miles	Annual Vehicle Revenue Hours
Bus	65,946	0	5	200,822	9,276
Demand Response	36,170	0	16	251,588	20,217
Total	102,116	0	21	452,410	29,493

Unlinked Passenger Trip per Vehicle Revenue Mile



Metrics

Service Efficiency

Service Effectiveness

Mode	OE per VRM	OE per VRH	UPT per VRM	UPT per VRH	OE per UPT
Bus	\$2.77	\$59.89	0.3	7.1	\$8.42
Demand Response	\$5.77	\$71.81	0.1	1.8	\$40.14
Total	\$4.44	\$68.06	0.2	3.5	\$19.66

2024 Annual Agency Profile - Warren County (NTD ID 20928)

2024 Funding Breakdown

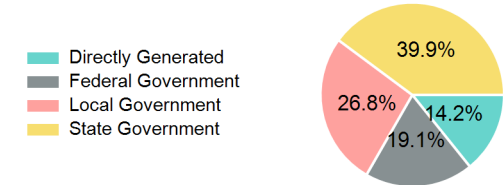
Summary of Operating Expenses (OE)

Mode	Operating Expenses	Fare Revenues
Bus	\$555,558	\$2,399
Demand Response	\$1,451,810	\$277,945
Total	\$2,007,368	\$280,344

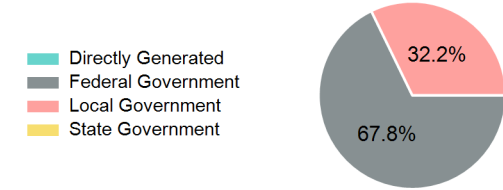
Sources of Operating Funds Expended

Directly Generated	\$284,762
Federal Government	\$384,343
Local Government	\$537,730
State Government	\$800,533
Total Operating Funds Expended	\$2,007,368

Operating Funding Sources



Capital Funding Sources



Sources of Capital Funds Expended

Directly Generated	\$0
Federal Government	\$532,195
Local Government	\$252,918
State Government	\$0
Total Capital Funds Expended	\$785,113

2024 Asset Management

Transit Asset Management (TAM) Tier Tier II

TAM Sponsor NTD ID

Metrics

Mode	Average Fleet Age in Years
Bus	7.6
Demand Response	7.0