

2024 Annual Agency Profile - Village of Kiryas Joel (NTD ID 20187)

Mailing Address: 51 FOREST RD
MONROE, NY

Website: <https://www.ridetranstorange.com/kiryasjoel>

Geographic Coverage

Primary Urbanized/Rural Area Kiryas Joel, NY
Service Area Population 41,857
Service Area Sq. Miles 2
Other Areas Served:

Assets

Revenue Vehicles 33
Service Vehicles 2
Facilities

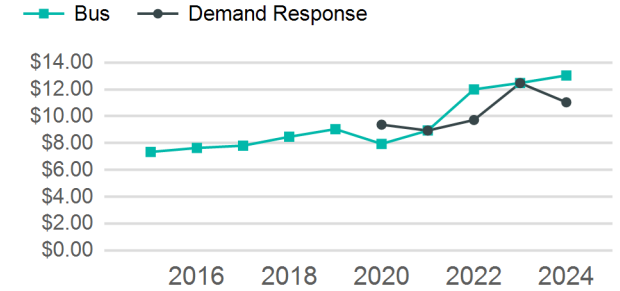
Service Consumed

Annual Unlinked Trips (UPT) 1,304,807

Service Supplied

Annual Vehicle Revenue Miles (VRM) 545,143
Annual Vehicle Revenue Hours (VRH) 48,561
Vehicles Operated in Maximum Service (VOMS) 21

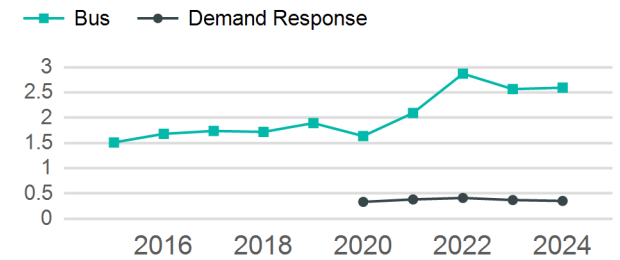
Operating Expenses per Vehicle Revenue Mile



Modal Characteristics

Mode	Annual Unlinked Passenger Trips	Directly Operated VOMS	Purchased Transportation VOMS	Annual Vehicle Revenue Miles	Annual Vehicle Revenue Hours
Bus	1,287,423	15	0	495,962	45,926
Demand Response	17,384	6	0	49,181	2,635
Total	1,304,807	21	0	545,143	48,561

Unlinked Passenger Trip per Vehicle Revenue Mile



Metrics

Service Efficiency

Service Effectiveness

Mode	OE per VRM	OE per VRH	UPT per VRM	UPT per VRH	OE per UPT
Bus	\$13.04	\$140.83	2.6	28.0	\$5.02
Demand Response	\$11.04	\$206.08	0.4	6.6	\$31.24
Total	\$12.86	\$144.37	2.4	26.9	\$5.37

2024 Annual Agency Profile - Village of Kiryas Joel (NTD ID 20187)

2024 Funding Breakdown

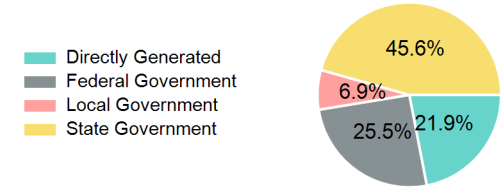
Summary of Operating Expenses (OE)

Mode	Operating Expenses	Fare Revenues
Bus	\$6,467,549	\$1,485,241
Demand Response	\$543,012	\$53,355
Total	\$7,010,561	\$1,538,596

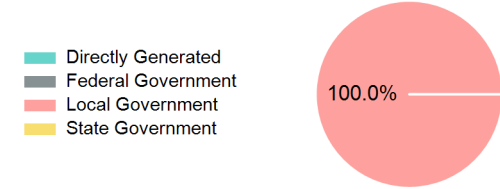
Sources of Operating Funds Expended

Directly Generated	\$1,538,596
Federal Government	\$1,786,586
Local Government	\$486,065
State Government	\$3,199,314
Total Operating Funds Expended	\$7,010,561

Operating Funding Sources



Capital Funding Sources



Sources of Capital Funds Expended

Directly Generated	\$0
Federal Government	\$0
Local Government	\$80,602
State Government	\$0
Total Capital Funds Expended	\$80,602

2024 Asset Management

Transit Asset Management (TAM) Tier Tier II

TAM Sponsor NTD ID

Metrics

Mode	Average Fleet Age in Years
Bus	6.0
Demand Response	4.0