

2024 Annual Agency Profile - Town of Highlands (NTD ID 20182)

Mailing Address: 254 MAIN ST
HIGHLAND FALLS, NY

Website: www.highlands-ny.gov/Departments-officials/Dial-a-Bus

Geographic Coverage

Primary Urbanized/Rural Area Poughkeepsie--Newburgh, NY
Service Area Population 12,187
Service Area Sq. Miles 52
Other Areas Served:
 New York Non-UZA

Assets

Revenue Vehicles 1
Service Vehicles
Facilities

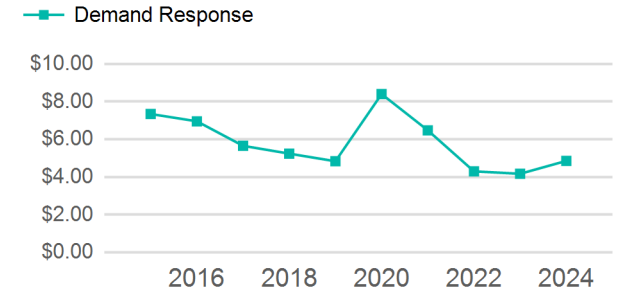
Service Consumed

Annual Unlinked Trips (UPT) 4,629

Service Supplied

Annual Vehicle Revenue Miles (VRM) 17,854
Annual Vehicle Revenue Hours (VRH) 1,745
Vehicles Operated in Maximum Service (VOMS) 1

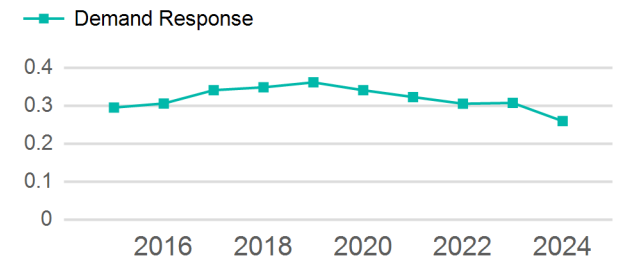
Operating Expenses per Vehicle Revenue Mile



Modal Characteristics

Mode	Annual Unlinked Passenger Trips	Directly Operated VOMS	Purchased Transportation VOMS	Annual Vehicle Revenue Miles	Annual Vehicle Revenue Hours
Demand Response	4,629	1	0	17,854	1,745
Total	4,629	1	0	17,854	1,745

Unlinked Passenger Trip per Vehicle Revenue Mile



Mode	Service Efficiency		Service Effectiveness		
	OE per VRM	OE per VRH	UPT per VRM	UPT per VRH	OE per UPT
Demand Response	\$4.86	\$49.68	0.3	2.7	\$18.73
Total	\$4.86	\$49.68	0.3	2.7	\$18.73

2024 Annual Agency Profile - Town of Highlands (NTD ID 20182)

2024 Funding Breakdown

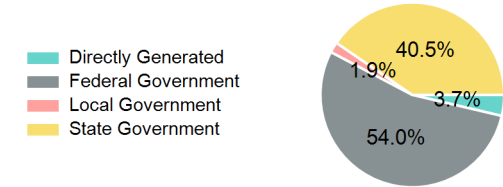
Summary of Operating Expenses (OE)

Mode	Operating Expenses	Fare Revenues
Demand Response	\$86,688	\$3,166
Total	\$86,688	\$3,166

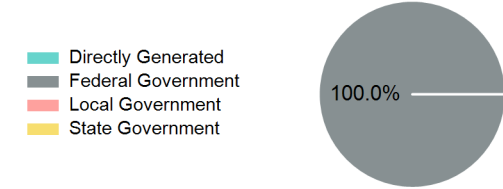
Sources of Operating Funds Expended

Directly Generated	\$3,166
Federal Government	\$46,830
Local Government	\$1,611
State Government	\$35,081
Total Operating Funds Expended	\$86,688

Operating Funding Sources



Capital Funding Sources



Sources of Capital Funds Expended

Directly Generated	\$0
Federal Government	\$12,243
Local Government	\$0
State Government	\$0
Total Capital Funds Expended	\$12,243

2024 Asset Management

Transit Asset Management (TAM) Tier Tier II

TAM Sponsor NTD ID

Metrics

Mode	Average Fleet Age in Years
Demand Response	0.0