

2024 Annual Agency Profile - OBC Lines LLC (NTD ID 20165)

Mailing Address: 160 Route 17 North
Paramus, NJ

Website: <https://tinyurl.com/3d47f973>

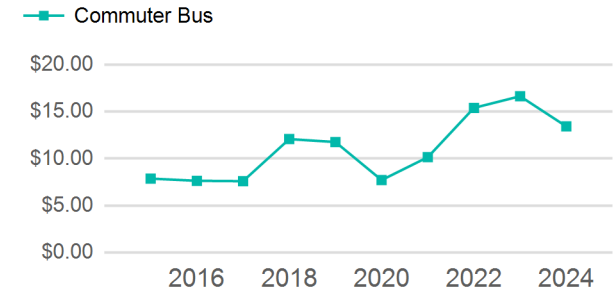
Geographic Coverage

Primary Urbanized/Rural Area New York--Jersey City--Newark, NY--NJ
Service Area Population 16,953
Service Area Sq. Miles 27
Other Areas Served:

Service Consumed

Annual Unlinked Trips (UPT) 455,157

Operating Expenses per Vehicle Revenue Mile



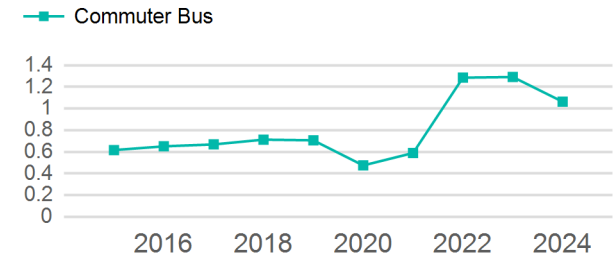
Assets

Revenue Vehicles 22
Service Vehicles 6
Facilities 3

Service Supplied

Annual Vehicle Revenue Miles (VRM) 428,030
Annual Vehicle Revenue Hours (VRH) 41,505
Vehicles Operated in Maximum Service (VOMS) 12

Unlinked Passenger Trip per Vehicle Revenue Mile



Modal Characteristics

Mode	Annual Unlinked Passenger Trips	Directly Operated VOMS	Purchased Transportation VOMS	Annual Vehicle Revenue Miles	Annual Vehicle Revenue Hours
Commuter Bus	455,157	12	0	428,030	41,505
Total	455,157	12	0	428,030	41,505

Metrics

Service Efficiency

Service Effectiveness

Mode	OE per VRM	OE per VRH	UPT per VRM	UPT per VRH	OE per UPT
Commuter Bus	\$13.42	\$138.43	1.1	11.0	\$12.62
Total	\$13.42	\$138.43	1.1	11.0	\$12.62

2024 Annual Agency Profile - OBC Lines LLC (NTD ID 20165)

2024 Funding Breakdown

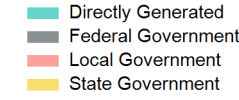
Summary of Operating Expenses (OE)

Mode	Operating Expenses	Fare Revenues
Commuter Bus	\$5,745,631	\$5,376,829
Total	\$5,745,631	\$5,376,829

Sources of Operating Funds Expended

Directly Generated	\$5,376,829
Federal Government	\$0
Local Government	\$0
State Government	\$368,802
Total Operating Funds Expended	\$5,745,631

Operating Funding Sources



Capital Funding Sources

Sources of Capital Funds Expended

Directly Generated	\$0
Federal Government	\$0
Local Government	\$0
State Government	\$0
Total Capital Funds Expended	\$0



2024 Asset Management

Transit Asset Management (TAM) Tier Tier II

TAM Sponsor NTD ID

Metrics

Mode	Average Fleet Age in Years
Commuter Bus	9.6