

2024 Annual Agency Profile - Town of Newburgh (NTD ID 20143)

Mailing Address: 311 Route 32
Newburgh, NY

<http://www.townofnewburgh.org/Cit-e-Access/webpage.cfm?TID=40&TPID=4942>
Website: TID=40&TPID=4942

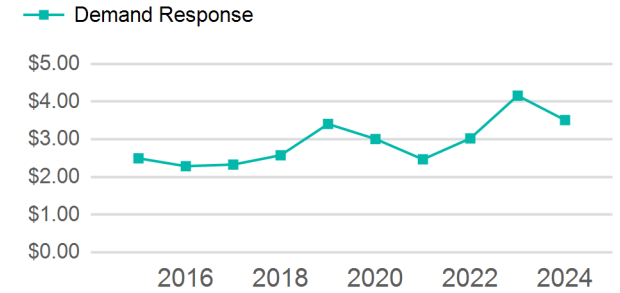
Geographic Coverage

Primary Urbanized/Rural Area Poughkeepsie--Newburgh, NY
Service Area Population 31,985
Service Area Sq. Miles 47
Other Areas Served:

Service Consumed

Annual Unlinked Trips (UPT) 6,422

Operating Expenses per Vehicle Revenue Mile



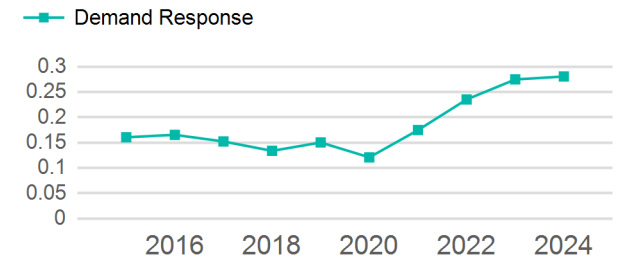
Assets

Revenue Vehicles 3
Service Vehicles
Facilities

Service Supplied

Annual Vehicle Revenue Miles (VRM) 22,879
Annual Vehicle Revenue Hours (VRH) 2,332
Vehicles Operated in Maximum Service (VOMS) 3

Unlinked Passenger Trip per Vehicle Revenue Mile



Modal Characteristics

Mode	Annual Unlinked Passenger Trips	Directly Operated VOMS	Purchased Transportation VOMS	Annual Vehicle Revenue Miles	Annual Vehicle Revenue Hours
Demand Response	6,422	3	0	22,879	2,332
Total	6,422	3	0	22,879	2,332

Metrics

Service Efficiency

Service Effectiveness

Mode	OE per VRM	OE per VRH	UPT per VRM	UPT per VRH	OE per UPT
Demand Response	\$3.51	\$34.43	0.3	2.8	\$12.50
Total	\$3.51	\$34.43	0.3	2.8	\$12.50

2024 Annual Agency Profile - Town of Newburgh (NTD ID 20143)

2024 Funding Breakdown

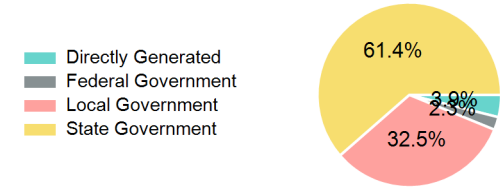
Summary of Operating Expenses (OE)

Mode	Operating Expenses	Fare Revenues
Demand Response	\$80,283	\$3,119
Total	\$80,283	\$3,119

Sources of Operating Funds Expended

Directly Generated	\$3,119
Federal Government	\$1,819
Local Government	\$26,062
State Government	\$49,283
Total Operating Funds Expended	\$80,283

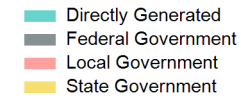
Operating Funding Sources



Capital Funding Sources

Sources of Capital Funds Expended

Directly Generated	\$0
Federal Government	\$0
Local Government	\$0
State Government	\$0
Total Capital Funds Expended	\$0



2024 Asset Management

Transit Asset Management (TAM) Tier Tier II

TAM Sponsor NTD ID

Metrics

Mode	Average Fleet Age in Years
Demand Response	7.7