

2024 Annual Agency Profile - Town of Clarkstown (NTD ID 20085)

Mailing Address: 10 MAPLE AVE
NEW CITY, NY

Website: https://town.clarkstown.ny.us/town_hall/mini_trans

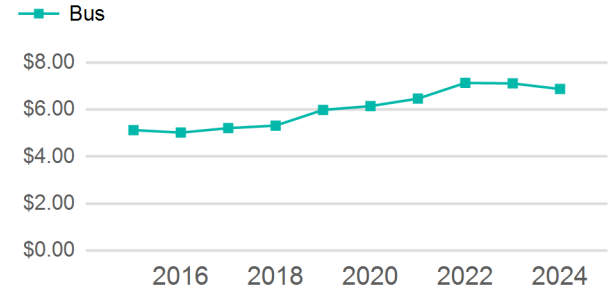
Geographic Coverage

Primary Urbanized/Rural Area New York--Jersey City--Newark, NY--NJ
Service Area Population 300,173
Service Area Sq. Miles 179
Other Areas Served:

Service Consumed

Annual Unlinked Trips (UPT) 63,450

Operating Expenses per Vehicle Revenue Mile



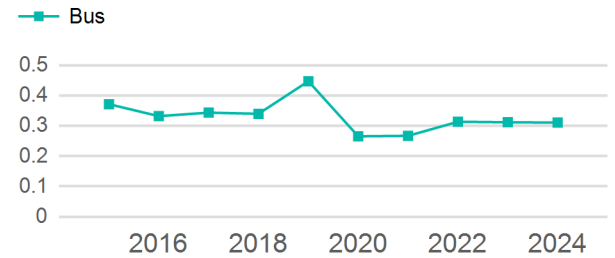
Assets

Revenue Vehicles 9
Service Vehicles
Facilities

Service Supplied

Annual Vehicle Revenue Miles (VRM) 204,156
Annual Vehicle Revenue Hours (VRH) 11,238
Vehicles Operated in Maximum Service (VOMS) 9

Unlinked Passenger Trip per Vehicle Revenue Mile



Modal Characteristics

Mode	Annual Unlinked Passenger Trips	Directly Operated VOMS	Purchased Transportation VOMS	Annual Vehicle Revenue Miles	Annual Vehicle Revenue Hours
Bus	63,450	9	0	204,156	11,238
Total	63,450	9	0	204,156	11,238

Metrics

Service Efficiency

Service Effectiveness

Mode	OE per VRM	OE per VRH	UPT per VRM	UPT per VRH	OE per UPT
Bus	\$6.87	\$124.86	0.3	5.6	\$22.11
Total	\$6.87	\$124.86	0.3	5.6	\$22.11

2024 Annual Agency Profile - Town of Clarkstown (NTD ID 20085)

2024 Funding Breakdown

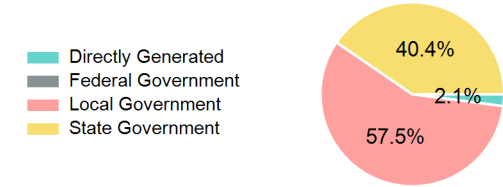
Summary of Operating Expenses (OE)

Mode	Operating Expenses	Fare Revenues
Bus	\$1,403,174	\$28,954
Total	\$1,403,174	\$28,954

Sources of Operating Funds Expended

Directly Generated	\$28,954
Federal Government	\$0
Local Government	\$806,711
State Government	\$567,509
Total Operating Funds Expended	\$1,403,174

Operating Funding Sources



Capital Funding Sources

Sources of Capital Funds Expended

Directly Generated	\$0
Federal Government	\$0
Local Government	\$0
State Government	\$0
Total Capital Funds Expended	\$0



2024 Asset Management

Transit Asset Management (TAM) Tier Tier II

TAM Sponsor NTD ID

Metrics

Mode	Average Fleet Age in Years
Bus	7.4