

2024 Annual Agency Profile - West's Transportation, Inc. (NTD ID 10177)

Mailing Address: 79 PIGEON HILL RD
STEUBEN, ME

Website: <http://westbusservice.com/>

Service Consumed

Annual Unlinked Trips (UPT) 4,292

Assets

Revenue Vehicles 9

Service Vehicles

Facilities

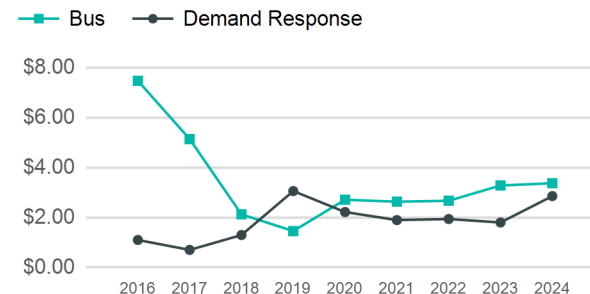
Service Supplied

Annual Vehicle Revenue Miles (VRM) 81,676

Annual Vehicle Revenue Hours (VRH) 5,460

Vehicles Operated in Maximum Service (VOMS) 8

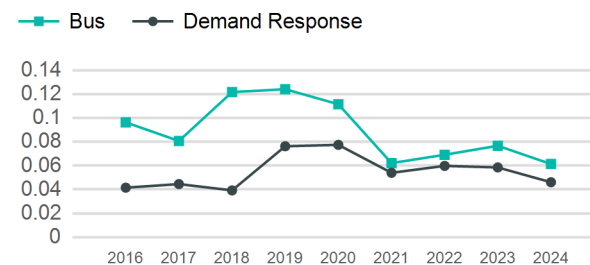
Operating Expenses per Vehicle Revenue Mile



Modal Characteristics

Mode	Annual Unlinked Passenger Trips	Directly Operated VOMS	Purchased Transportation VOMS	Annual Vehicle Revenue Miles	Annual Vehicle Revenue Hours
Bus	2,107	2	0	34,320	1,820
Demand Response	2,185	6	0	47,356	3,640
Total	4,292	8	0	81,676	5,460

Unlinked Passenger Trip per Vehicle Revenue Mile



Metrics

Service Efficiency

Service Effectiveness

Mode	OE per VRM	OE per VRH	UPT per VRM	UPT per VRH	OE per UPT
Bus	\$3.37	\$63.52	0.1	1.2	\$54.87
Demand Response	\$2.85	\$37.12	0.0	0.6	\$61.84
Total	\$3.07	\$45.92	0.1	0.8	\$58.42

2024 Annual Agency Profile - West's Transportation, Inc. (NTD ID 10177)

2024 Funding Breakdown

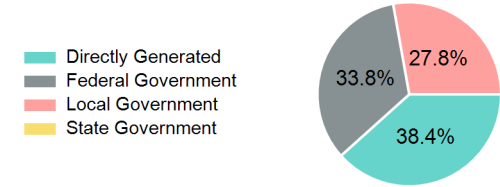
Summary of Operating Expenses (OE)

Mode	Operating Expenses	Fare Revenues
Bus	\$115,608	\$6,092
Demand Response	\$135,124	\$0
Total	\$250,732	\$6,092

Sources of Operating Funds Expended

Directly Generated	\$96,177
Federal Government	\$84,796
Local Government	\$69,759
State Government	\$0
Total Operating Funds Expended	\$250,732

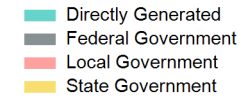
Operating Funding Sources



Capital Funding Sources

Sources of Capital Funds Expended

Directly Generated	\$0
Federal Government	\$0
Local Government	\$0
State Government	\$0
Total Capital Funds Expended	\$0



2024 Asset Management

Transit Asset Management (TAM) Tier Tier II

TAM Sponsor NTD ID

Metrics

Mode	Average Fleet Age in Years
Bus	8.7
Demand Response	10.8