

2024 Annual Agency Profile - Tri-County CAP, Inc./Carroll County Transit (NTD ID 10170)

Mailing Address: 30 Exchange St
Berlin, NH

Website: www.tricountytransit.org

Service Consumed

Annual Unlinked Trips (UPT) 4,661

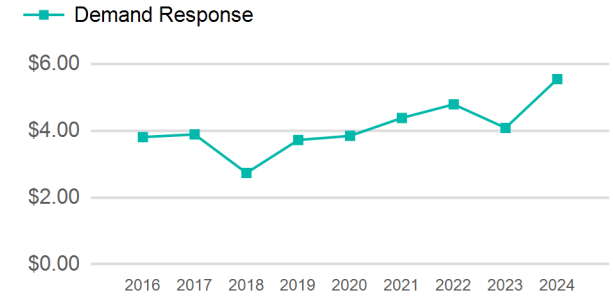
Service Supplied

Annual Vehicle Revenue Miles (VRM) 62,266

Annual Vehicle Revenue Hours (VRH) 4,194

Vehicles Operated in Maximum Service (VOMS) 2

Operating Expenses per Vehicle Revenue Mile



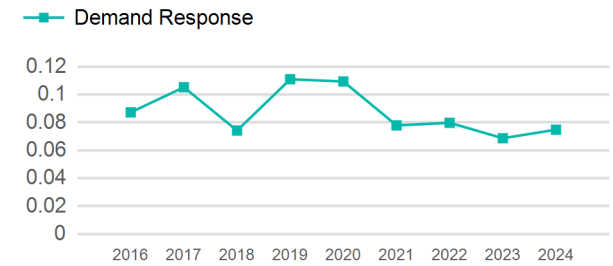
Assets

Revenue Vehicles 2
Service Vehicles
Facilities 1

Modal Characteristics

Mode	Annual Unlinked Passenger Trips	Directly Operated VOMS	Purchased Transportation VOMS	Annual Vehicle Revenue Miles	Annual Vehicle Revenue Hours
Demand Response	4,661	2	0	62,266	4,194
Total	4,661	2	0	62,266	4,194

Unlinked Passenger Trip per Vehicle Revenue Mile



Mode	Service Efficiency		Service Effectiveness		
	OE per VRM	OE per VRH	UPT per VRM	UPT per VRH	OE per UPT
Demand Response	\$5.54	\$82.29	0.1	1.1	\$74.05
Total	\$5.54	\$82.29	0.1	1.1	\$74.05

2024 Annual Agency Profile - Tri-County CAP, Inc./Carroll County Transit (NTD ID 10170)

2024 Funding Breakdown

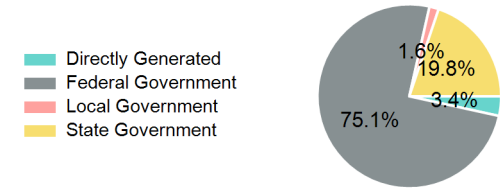
Summary of Operating Expenses (OE)

Mode	Operating Expenses	Fare Revenues
Demand Response	\$345,143	\$2,671
Total	\$345,143	\$2,671

Sources of Operating Funds Expended

Directly Generated	\$11,829
Federal Government	\$259,248
Local Government	\$5,655
State Government	\$68,411
Total Operating Funds Expended	\$345,143

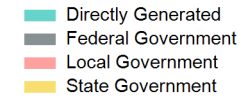
Operating Funding Sources



Capital Funding Sources

Sources of Capital Funds Expended

Directly Generated	\$0
Federal Government	\$0
Local Government	\$0
State Government	\$0
Total Capital Funds Expended	\$0



2024 Asset Management

Transit Asset Management (TAM) Tier Tier II

TAM Sponsor NTD ID

Metrics

Mode	Average Fleet Age in Years
Demand Response	4.0