

2024 Annual Agency Profile - Waldo Community Action Partners (NTD ID 10169)

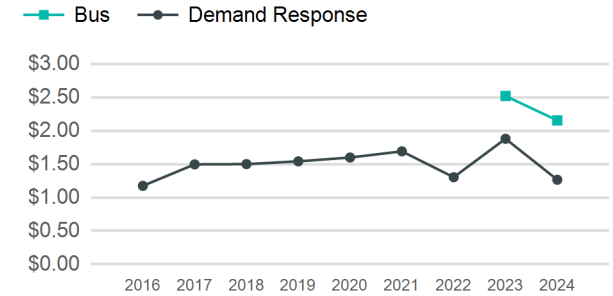
Mailing Address: 9 FIELD ST
BELFAST, ME

Website: <https://waldocap.org/public-transportation/>

Service Consumed

Annual Unlinked Trips (UPT) 65,839

Operating Expenses per Vehicle Revenue Mile



Assets

Revenue Vehicles 65
Service Vehicles
Facilities

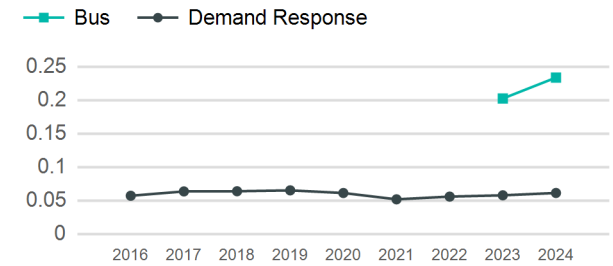
Service Supplied

Annual Vehicle Revenue Miles (VRM) 966,749
Annual Vehicle Revenue Hours (VRH) 49,078
Vehicles Operated in Maximum Service (VOMS) 40

Modal Characteristics

Mode	Annual Unlinked Passenger Trips	Directly Operated VOMS	Purchased Transportation VOMS	Annual Vehicle Revenue Miles	Annual Vehicle Revenue Hours
Bus	8,764	4	0	37,493	3,414
Demand Response	57,075	36	0	929,256	45,664
Total	65,839	40	0	966,749	49,078

Unlinked Passenger Trip per Vehicle Revenue Mile



Metrics

Service Efficiency

Service Effectiveness

Mode	OE per VRM	OE per VRH	UPT per VRM	UPT per VRH	OE per UPT
Bus	\$2.15	\$23.65	0.2	2.6	\$9.21
Demand Response	\$1.27	\$25.75	0.1	1.2	\$20.60
Total	\$1.30	\$25.60	0.1	1.3	\$19.08

2024 Annual Agency Profile - Waldo Community Action Partners (NTD ID 10169)

2024 Funding Breakdown

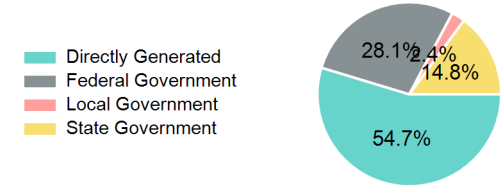
Summary of Operating Expenses (OE)

Mode	Operating Expenses	Fare Revenues
Bus	\$80,745	\$4,993
Demand Response	\$1,175,773	\$74,901
Total	\$1,256,518	\$79,894

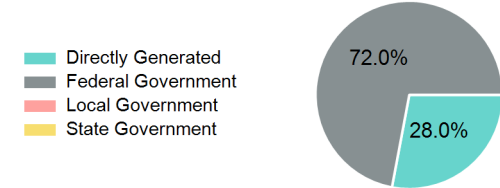
Sources of Operating Funds Expended

Directly Generated	\$686,989
Federal Government	\$353,296
Local Government	\$30,000
State Government	\$186,233
Total Operating Funds Expended	\$1,256,518

Operating Funding Sources



Capital Funding Sources



Sources of Capital Funds Expended

Directly Generated	\$30,750
Federal Government	\$79,194
Local Government	\$0
State Government	\$0
Total Capital Funds Expended	\$109,944

2024 Asset Management

Transit Asset Management (TAM) Tier Tier II

TAM Sponsor NTD ID

Metrics

Mode	Average Fleet Age in Years
Bus	5.0
Demand Response	5.3