

2024 Annual Agency Profile - Tri-Valley Transit Inc (NTD ID 10143)

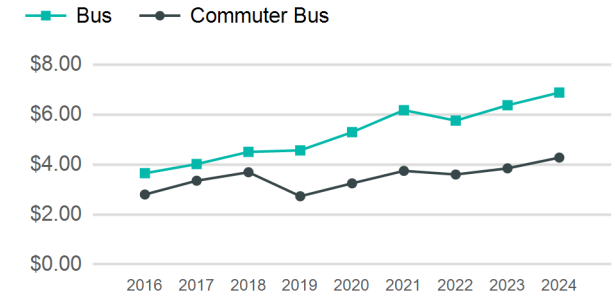
Mailing Address: 297 CREEK RD
MIDDLEBURY, VT

Website: <http://www.trivalleytransit.org>

Service Consumed

Annual Unlinked Trips (UPT) 188,991

Operating Expenses per Vehicle Revenue Mile



Assets

Revenue Vehicles	74
Service Vehicles	4
Facilities	4

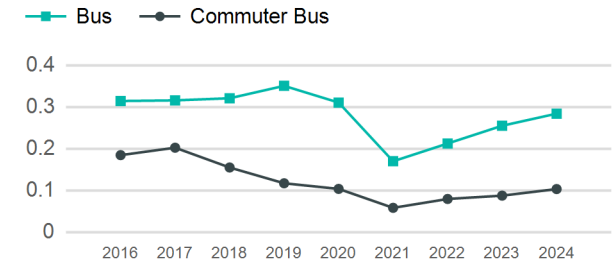
Service Supplied

Annual Vehicle Revenue Miles (VRM)	1,985,039
Annual Vehicle Revenue Hours (VRH)	70,198
Vehicles Operated in Maximum Service (VOMS)	81

Modal Characteristics

Mode	Annual Unlinked Passenger Trips	Directly Operated VOMS	Purchased Transportation VOMS	Annual Vehicle Revenue Miles	Annual Vehicle Revenue Hours
Bus	89,999	11	0	316,727	19,771
Commuter Bus	54,359	11	0	525,537	17,488
Demand Response	44,633	59	0	1,142,775	32,939
Total	188,991	81	0	1,985,039	70,198

Unlinked Passenger Trip per Vehicle Revenue Mile



Metrics

Service Efficiency

Service Effectiveness

Mode	OE per VRM	OE per VRH	UPT per VRM	UPT per VRH	OE per UPT
Bus	\$6.88	\$110.18	0.3	4.6	\$24.20
Commuter Bus	\$4.28	\$128.49	0.1	3.1	\$41.34
Demand Response	\$2.33	\$80.95	0.0	1.4	\$59.74
Total	\$3.57	\$101.03	0.1	2.7	\$37.53

2024 Annual Agency Profile - Tri-Valley Transit Inc (NTD ID 10143)

2024 Funding Breakdown

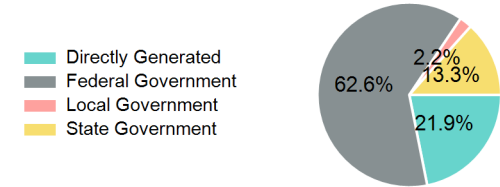
Summary of Operating Expenses (OE)

Mode	Operating Expenses	Fare Revenues
Bus	\$2,178,386	\$0
Commuter Bus	\$2,247,116	\$0
Demand Response	\$2,666,412	\$1,400,872
Total	\$7,091,914	\$1,400,872

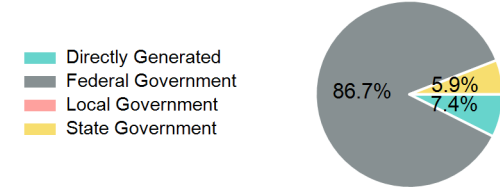
Sources of Operating Funds Expended

Directly Generated	\$1,550,376
Federal Government	\$4,439,361
Local Government	\$157,785
State Government	\$944,392
Total Operating Funds Expended	\$7,091,914

Operating Funding Sources



Capital Funding Sources



Sources of Capital Funds Expended

Directly Generated	\$151,691
Federal Government	\$1,771,919
Local Government	\$0
State Government	\$121,252
Total Capital Funds Expended	\$2,044,862

2024 Asset Management

Transit Asset Management (TAM) Tier Tier II

TAM Sponsor NTD ID

Metrics

Mode	Average Fleet Age in Years
Bus	7.0
Commuter Bus	4.1
Demand Response	4.2