

2024 Annual Agency Profile - Umpqua Public Transportation District (NTD ID 00459)

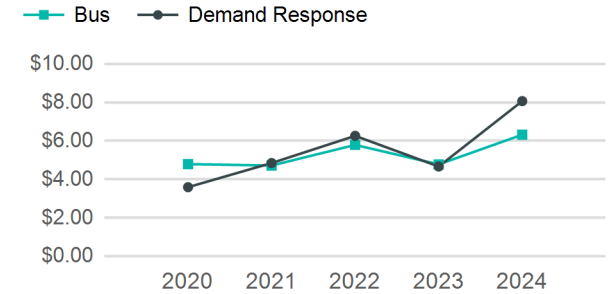
Mailing Address: 3076 NE DIAMOND LAKE BLVD
ROSEBURG, OR

Website: www.umpquatransit.com

Service Consumed

Annual Unlinked Trips (UPT) 128,757

Operating Expenses per Vehicle Revenue Mile



Assets

Revenue Vehicles	47
Service Vehicles	1
Facilities	1

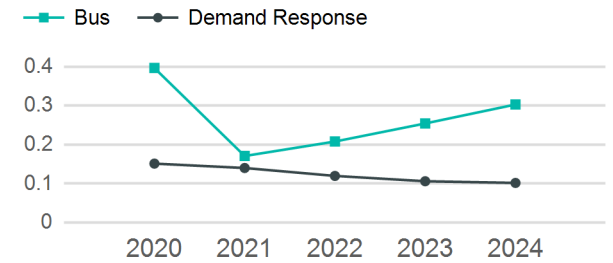
Service Supplied

Annual Vehicle Revenue Miles (VRM)	702,245
Annual Vehicle Revenue Hours (VRH)	38,722
Vehicles Operated in Maximum Service (VOMS)	17

Modal Characteristics

Mode	Annual Unlinked Passenger Trips	Directly Operated VOMS	Purchased Transportation VOMS	Annual Vehicle Revenue Miles	Annual Vehicle Revenue Hours
Bus	87,509	0	5	288,917	14,591
Commuter Bus	15,319	0	2	157,857	5,610
Demand Response	25,929	0	10	255,471	18,521
Total	128,757	0	17	702,245	38,722

Unlinked Passenger Trip per Vehicle Revenue Mile



Metrics

Service Efficiency

Service Effectiveness

Mode	OE per VRM	OE per VRH	UPT per VRM	UPT per VRH	OE per UPT
Bus	\$6.32	\$125.12	0.3	6.0	\$20.86
Commuter Bus	\$4.59	\$129.25	0.1	2.7	\$47.33
Demand Response	\$8.07	\$111.26	0.1	1.4	\$79.47
Total	\$6.57	\$119.09	0.2	3.3	\$35.81

2024 Annual Agency Profile - Umpqua Public Transportation District (NTD ID 00459)

2024 Funding Breakdown

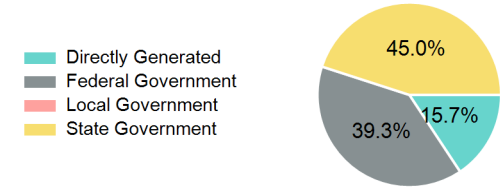
Summary of Operating Expenses (OE)

Mode	Operating Expenses	Fare Revenues
Bus	\$1,825,609	\$66,010
Commuter Bus	\$725,111	\$11,554
Demand Response	\$2,060,694	\$42,578
Total	\$4,611,414	\$120,142

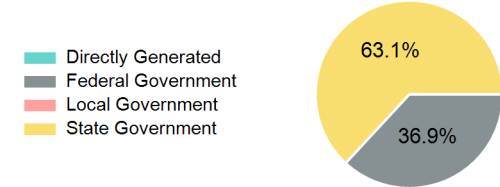
Sources of Operating Funds Expended

Directly Generated	\$722,185
Federal Government	\$1,812,058
Local Government	\$0
State Government	\$2,077,171
Total Operating Funds Expended	\$4,611,414

Operating Funding Sources



Capital Funding Sources



Sources of Capital Funds Expended

Directly Generated	\$0
Federal Government	\$648,690
Local Government	\$0
State Government	\$1,109,885
Total Capital Funds Expended	\$1,758,575

2024 Asset Management

Transit Asset Management (TAM) Tier Tier II

TAM Sponsor NTD ID

Metrics

Mode	Average Fleet Age in Years
Bus	6.5
Commuter Bus	6.5
Demand Response	5.5