

2024 Annual Agency Profile - Boise State University (NTD ID 00416)

Mailing Address: 1910 UNIVERSITY DR
BOISE, ID

Website: <https://www.boisestate.edu/publicsafety-transportation/>

Geographic Coverage

Primary Urbanized/Rural Area Boise City, ID
Service Area Population 29,260
Service Area Sq. Miles 5
Other Areas Served:

Assets

Revenue Vehicles 14
Service Vehicles
Facilities 2

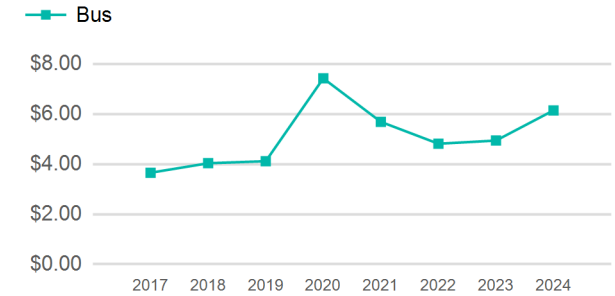
Service Consumed

Annual Unlinked Trips (UPT) 160,912

Service Supplied

Annual Vehicle Revenue Miles (VRM) 142,309
Annual Vehicle Revenue Hours (VRH) 17,957
Vehicles Operated in Maximum Service (VOMS) 10

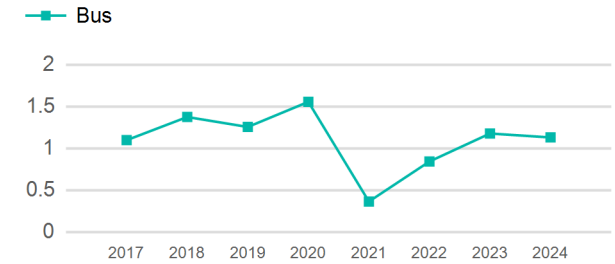
Operating Expenses per Vehicle Revenue Mile



Modal Characteristics

Mode	Annual Unlinked Passenger Trips	Directly Operated VOMS	Purchased Transportation VOMS	Annual Vehicle Revenue Miles	Annual Vehicle Revenue Hours
Bus	160,912	10	0	142,309	17,957
Total	160,912	10	0	142,309	17,957

Unlinked Passenger Trip per Vehicle Revenue Mile



Metrics

Service Efficiency

Service Effectiveness

Mode	OE per VRM	OE per VRH	UPT per VRM	UPT per VRH	OE per UPT
Bus	\$6.14	\$48.69	1.1	9.0	\$5.43
Total	\$6.14	\$48.69	1.1	9.0	\$5.43

2024 Annual Agency Profile - Boise State University (NTD ID 00416)

2024 Funding Breakdown

Summary of Operating Expenses (OE)

Mode	Operating Expenses	Fare Revenues
Bus	\$874,319	\$0
Total	\$874,319	\$0

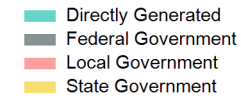
Sources of Operating Funds Expended

Directly Generated	\$874,319
Federal Government	\$0
Local Government	\$0
State Government	\$0
Total Operating Funds Expended	\$874,319

Operating Funding Sources



Capital Funding Sources



Sources of Capital Funds Expended

Directly Generated	\$19,382
Federal Government	\$0
Local Government	\$0
State Government	\$0
Total Capital Funds Expended	\$19,382

2024 Asset Management

Transit Asset Management (TAM) Tier Tier II

TAM Sponsor NTD ID

Metrics

Mode	Average Fleet Age in Years
Bus	7.7