

2024 Annual Agency Profile - Shoshone County (NTD ID 00404)

Mailing Address: 700 BANK ST
WALLACE, ID

Website: <https://shoshonecounty.id.gov/silver-express/>

Service Consumed

Annual Unlinked Trips (UPT) 16,751

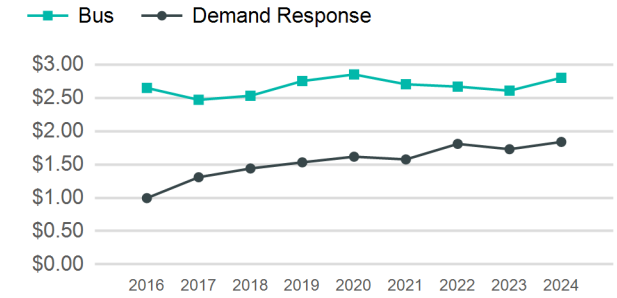
Service Supplied

Annual Vehicle Revenue Miles (VRM) 73,538

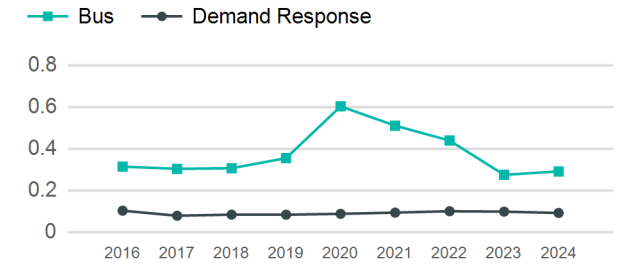
Annual Vehicle Revenue Hours (VRH) 3,438

Vehicles Operated in Maximum Service (VOMS) 2

Operating Expenses per Vehicle Revenue Mile



Unlinked Passenger Trip per Vehicle Revenue Mile



Assets

Revenue Vehicles 3
Service Vehicles
Facilities

Modal Characteristics

Mode	Annual Unlinked Passenger Trips	Directly Operated VOMS	Purchased Transportation VOMS	Annual Vehicle Revenue Miles	Annual Vehicle Revenue Hours
Bus	14,583	0	1	50,032	2,412
Demand Response	2,168	0	1	23,506	1,026
Total	16,751	0	2	73,538	3,438

Service Efficiency

Service Effectiveness

Mode	OE per VRM	OE per VRH	UPT per VRM	UPT per VRH	OE per UPT
Bus	\$2.80	\$58.12	0.3	6.0	\$9.61
Demand Response	\$1.84	\$42.12	0.1	2.1	\$19.94
Total	\$2.49	\$53.34	0.2	4.9	\$10.95

2024 Annual Agency Profile - Shoshone County (NTD ID 00404)

2024 Funding Breakdown

Summary of Operating Expenses (OE)

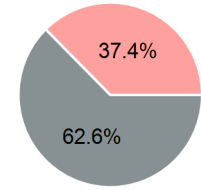
Mode	Operating Expenses	Fare Revenues
Bus	\$140,174	\$0
Demand Response	\$43,220	\$0
Total	\$183,394	\$0

Sources of Operating Funds Expended

Directly Generated	\$0
Federal Government	\$114,756
Local Government	\$68,638
State Government	\$0
Total Operating Funds Expended	\$183,394

Operating Funding Sources

- Directly Generated
- Federal Government
- Local Government
- State Government



Capital Funding Sources

Sources of Capital Funds Expended

Directly Generated	\$0
Federal Government	\$0
Local Government	\$0
State Government	\$0
Total Capital Funds Expended	\$0

- Directly Generated
- Federal Government
- Local Government
- State Government

2024 Asset Management

Transit Asset Management (TAM) Tier Tier II

TAM Sponsor NTD ID

Metrics

Mode	Average Fleet Age in Years
Bus	6.5
Demand Response	15.0