

2024 Annual Agency Profile - Sunshine Transit (NTD ID 00399)

Mailing Address: 34300 S TALKEETNA SPUR ROAD
TALKEETNA, AK

Website: <http://www.sunshinetransit.org>

Service Consumed

Annual Unlinked Trips (UPT) 16,784

Service Supplied

Annual Vehicle Revenue Miles (VRM) 198,631

Annual Vehicle Revenue Hours (VRH) 8,883

Vehicles Operated in Maximum Service (VOMS) 11

Assets

Revenue Vehicles 20
Service Vehicles 2
Facilities 1

Modal Characteristics

Mode	Annual Unlinked Passenger Trips	Directly Operated VOMS	Purchased Transportation VOMS	Annual Vehicle Revenue Miles	Annual Vehicle Revenue Hours
Demand Response	16,784	11	0	198,631	8,883
Total	16,784	11	0	198,631	8,883

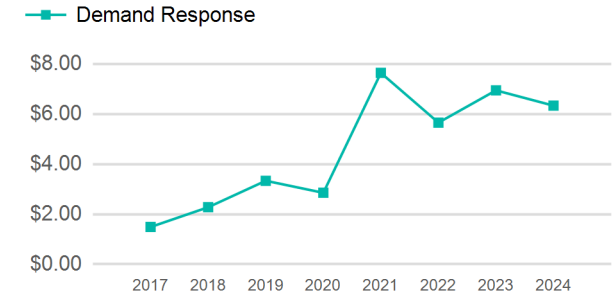
Metrics

Service Efficiency

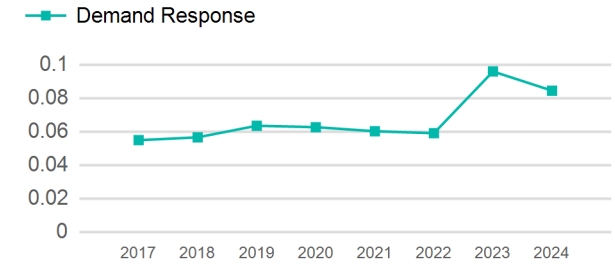
Service Effectiveness

Mode	OE per VRM	OE per VRH	UPT per VRM	UPT per VRH	OE per UPT
Demand Response	\$6.33	\$141.59	0.1	1.9	\$74.94
Total	\$6.33	\$141.59	0.1	1.9	\$74.94

Operating Expenses per Vehicle Revenue Mile



Unlinked Passenger Trip per Vehicle Revenue Mile



2024 Annual Agency Profile - Sunshine Transit (NTD ID 00399)

2024 Funding Breakdown

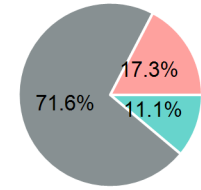
Summary of Operating Expenses (OE)

Mode	Operating Expenses	Fare Revenues
Demand Response	\$1,257,731	\$139,288
Total	\$1,257,731	\$139,288

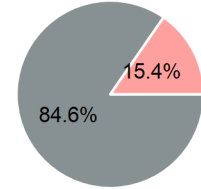
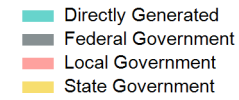
Sources of Operating Funds Expended

Directly Generated	\$139,288
Federal Government	\$900,583
Local Government	\$217,860
State Government	\$0
Total Operating Funds Expended	\$1,257,731

Operating Funding Sources



Capital Funding Sources



Sources of Capital Funds Expended

Directly Generated	\$0
Federal Government	\$139,068
Local Government	\$25,231
State Government	\$0
Total Capital Funds Expended	\$164,299

2024 Asset Management

Transit Asset Management (TAM) Tier Tier II

TAM Sponsor NTD ID

Metrics

Mode	Average Fleet Age in Years
Demand Response	5.5