

2024 Annual Agency Profile - City and Borough of Juneau (NTD ID 00391)

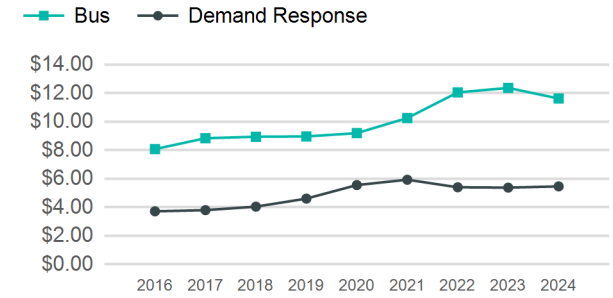
Mailing Address: 155 HERITAGE WAY
JUNEAU, AK

Website: <https://juneaucapitaltransit.org/>

Service Consumed

Annual Unlinked Trips (UPT) 870,064

Operating Expenses per Vehicle Revenue Mile



Assets

Revenue Vehicles 28
Service Vehicles 4
Facilities 3

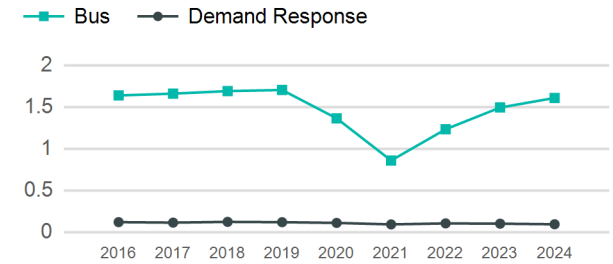
Service Supplied

Annual Vehicle Revenue Miles (VRM) 718,178
Annual Vehicle Revenue Hours (VRH) 47,555
Vehicles Operated in Maximum Service (VOMS) 20

Modal Characteristics

Mode	Annual Unlinked Passenger Trips	Directly Operated VOMS	Purchased Transportation VOMS	Annual Vehicle Revenue Miles	Annual Vehicle Revenue Hours
Bus	852,070	15	0	529,576	38,051
Demand Response	17,994	0	5	188,602	9,504
Total	870,064	15	5	718,178	47,555

Unlinked Passenger Trip per Vehicle Revenue Mile



Metrics

Service Efficiency

Service Effectiveness

Mode	OE per VRM	OE per VRH	UPT per VRM	UPT per VRH	OE per UPT
Bus	\$11.62	\$161.73	1.6	22.4	\$7.22
Demand Response	\$5.47	\$108.46	0.1	1.9	\$57.29
Total	\$10.00	\$151.08	1.2	18.3	\$8.26

2024 Annual Agency Profile - City and Borough of Juneau (NTD ID 00391)

2024 Funding Breakdown

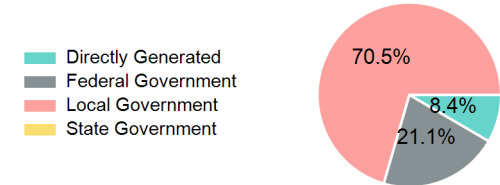
Summary of Operating Expenses (OE)

Mode	Operating Expenses	Fare Revenues
Bus	\$6,153,963	\$599,688
Demand Response	\$1,030,790	\$0
Total	\$7,184,753	\$599,688

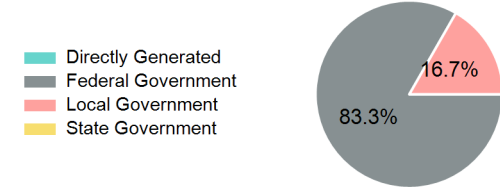
Sources of Operating Funds Expended

Directly Generated	\$601,688
Federal Government	\$1,517,972
Local Government	\$5,065,093
State Government	\$0
Total Operating Funds Expended	\$7,184,753

Operating Funding Sources



Capital Funding Sources



Sources of Capital Funds Expended

Directly Generated	\$0
Federal Government	\$757,438
Local Government	\$151,962
State Government	\$0
Total Capital Funds Expended	\$909,400

2024 Asset Management

Transit Asset Management (TAM) Tier Tier II

TAM Sponsor NTD ID

Metrics

Mode	Average Fleet Age in Years
Bus	9.4
Demand Response	0.2