

2024 Annual Agency Profile - City of Bethel (NTD ID 00387)

Mailing Address: 300 STATE HWY
Bethel, AK

Website: <http://www.cityofbethel.org>

Service Consumed

Annual Unlinked Trips (UPT) 12,014

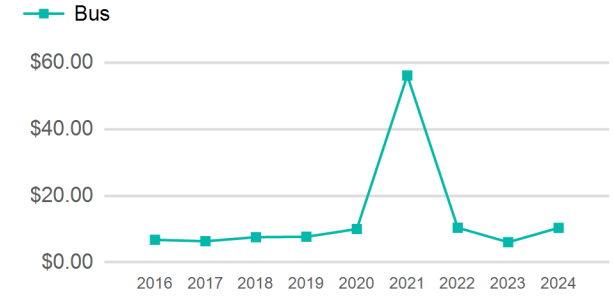
Assets

Revenue Vehicles 2
Service Vehicles 2
Facilities 1

Service Supplied

Annual Vehicle Revenue Miles (VRM) 45,045
Annual Vehicle Revenue Hours (VRH) 5,870
Vehicles Operated in Maximum Service (VOMS) 1

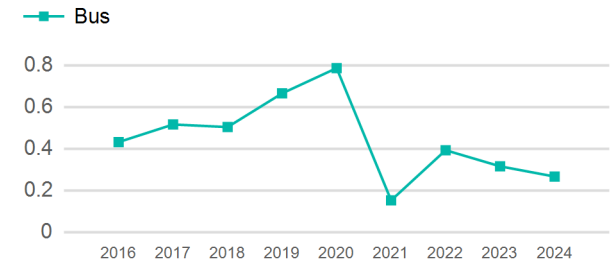
Operating Expenses per Vehicle Revenue Mile



Modal Characteristics

Mode	Annual Unlinked Passenger Trips	Directly Operated VOMS	Purchased Transportation VOMS	Annual Vehicle Revenue Miles	Annual Vehicle Revenue Hours
Bus	12,014	1	0	45,045	5,870
Total	12,014	1	0	45,045	5,870

Unlinked Passenger Trip per Vehicle Revenue Mile



Mode	Service Efficiency		Service Effectiveness		
	OE per VRM	OE per VRH	UPT per VRM	UPT per VRH	OE per UPT
Bus	\$10.36	\$79.52	0.3	2.0	\$38.85
Total	\$10.36	\$79.52	0.3	2.0	\$38.85

2024 Annual Agency Profile - City of Bethel (NTD ID 00387)

2024 Funding Breakdown

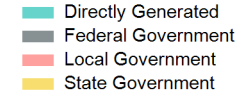
Summary of Operating Expenses (OE)

Mode	Operating Expenses	Fare Revenues
Bus	\$466,800	\$28,088
Total	\$466,800	\$28,088

Sources of Operating Funds Expended

Directly Generated	\$28,088
Federal Government	\$438,712
Local Government	\$0
State Government	\$0
Total Operating Funds Expended	\$466,800

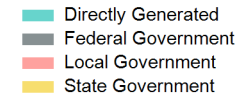
Operating Funding Sources



Capital Funding Sources

Sources of Capital Funds Expended

Directly Generated	\$0
Federal Government	\$0
Local Government	\$0
State Government	\$0
Total Capital Funds Expended	\$0



2024 Asset Management

Transit Asset Management (TAM) Tier Tier II

TAM Sponsor NTD ID

Metrics

Mode	Average Fleet Age in Years
Bus	5.0