

# 2024 Annual Agency Profile - Central Area Rural Transit System, Inc. (NTD ID 00378)

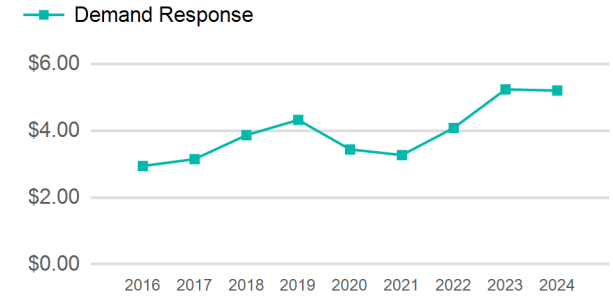
Mailing Address: 35139 KB DR  
SOLDOTNA, AK

Website: <http://ridecartsak.org/>

## Service Consumed

Annual Unlinked Trips (UPT) 29,117

## Operating Expenses per Vehicle Revenue Mile



## Assets

Revenue Vehicles 29  
Service Vehicles 2  
Facilities

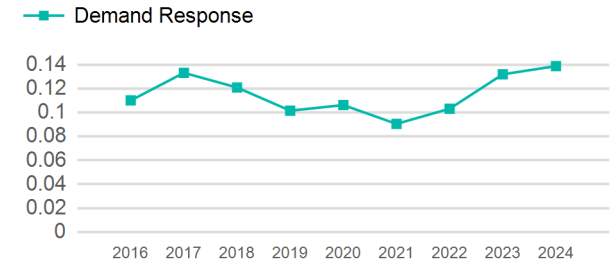
## Service Supplied

Annual Vehicle Revenue Miles (VRM) 209,729  
Annual Vehicle Revenue Hours (VRH) 15,031  
Vehicles Operated in Maximum Service (VOMS) 22

## Modal Characteristics

Mode	Annual Unlinked Passenger Trips	Directly Operated VOMS	Purchased Transportation VOMS	Annual Vehicle Revenue Miles	Annual Vehicle Revenue Hours
Demand Response	29,117	8	14	209,729	15,031
<b>Total</b>	<b>29,117</b>	<b>8</b>	<b>14</b>	<b>209,729</b>	<b>15,031</b>

## Unlinked Passenger Trip per Vehicle Revenue Mile



Mode	Service Efficiency		Service Effectiveness		
	OE per VRM	OE per VRH	UPT per VRM	UPT per VRH	OE per UPT
Demand Response	\$5.20	\$72.57	0.1	1.9	\$37.46
<b>Total</b>	<b>\$5.20</b>	<b>\$72.57</b>	<b>0.1</b>	<b>1.9</b>	<b>\$37.46</b>

# 2024 Annual Agency Profile - Central Area Rural Transit System, Inc. (NTD ID 00378)

## 2024 Funding Breakdown

### Summary of Operating Expenses (OE)

Mode	Operating Expenses	Fare Revenues
Demand Response	\$1,090,771	\$219,714
<b>Total</b>	<b>\$1,090,771</b>	<b>\$219,714</b>

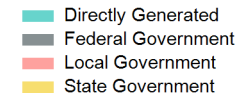
### Sources of Operating Funds Expended

Directly Generated	\$222,919
Federal Government	\$867,852
Local Government	\$0
State Government	\$0
<b>Total Operating Funds Expended</b>	<b>\$1,090,771</b>

### Operating Funding Sources



### Capital Funding Sources



### Sources of Capital Funds Expended

Directly Generated	\$29,479
Federal Government	\$64,925
Local Government	\$0
State Government	\$0
<b>Total Capital Funds Expended</b>	<b>\$94,404</b>

## 2024 Asset Management

Transit Asset Management (TAM) Tier Tier II

TAM Sponsor NTD ID

### Metrics

Mode	Average Fleet Age in Years
Demand Response	2.4