

# 2024 Annual Agency Profile - Wahkiakum County (NTD ID 00371)

**Mailing Address:** 42 Elochoman Valley Road  
Cathlamet, WA

**Website:** <https://www.co.wahkiakum.wa.us/239/Transit>

## Service Consumed

**Annual Unlinked Trips (UPT)** 10,413

## Service Supplied

**Annual Vehicle Revenue Miles (VRM)** 158,790

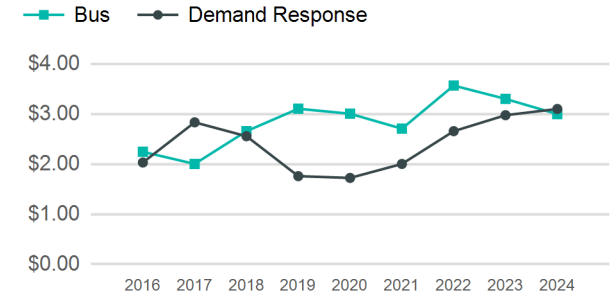
**Annual Vehicle Revenue Hours (VRH)** 7,162

**Vehicles Operated in Maximum Service (VOMS)** 7

## Assets

**Revenue Vehicles** 6  
**Service Vehicles**  
**Facilities**

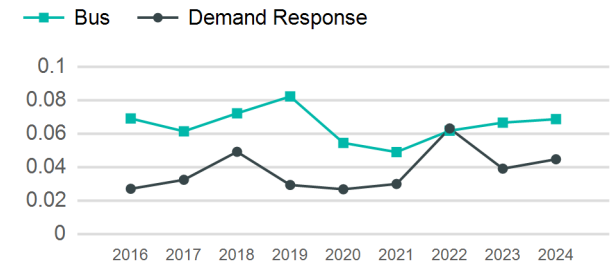
## Operating Expenses per Vehicle Revenue Mile



## Modal Characteristics

Mode	Annual Unlinked Passenger Trips	Directly Operated VOMS	Purchased Transportation VOMS	Annual Vehicle Revenue Miles	Annual Vehicle Revenue Hours
Bus	9,499	4	0	138,339	6,055
Demand Response	914	3	0	20,451	1,107
<b>Total</b>	<b>10,413</b>	<b>7</b>	<b>0</b>	<b>158,790</b>	<b>7,162</b>

## Unlinked Passenger Trip per Vehicle Revenue Mile



## Metrics

### Service Efficiency

### Service Effectiveness

Mode	OE per VRM	OE per VRH	UPT per VRM	UPT per VRH	OE per UPT
Bus	\$3.00	\$68.48	0.1	1.6	\$43.65
Demand Response	\$3.10	\$57.27	0.0	0.8	\$69.37
<b>Total</b>	<b>\$3.01</b>	<b>\$66.75</b>	<b>0.1</b>	<b>1.5</b>	<b>\$45.91</b>

# 2024 Annual Agency Profile - Wahkiakum County (NTD ID 00371)

## 2024 Funding Breakdown

### Summary of Operating Expenses (OE)

Mode	Operating Expenses	Fare Revenues
Bus	\$414,638	\$1,752
Demand Response	\$63,400	\$63,400
<b>Total</b>	<b>\$478,038</b>	<b>\$65,152</b>

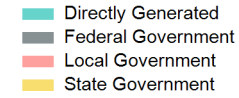
### Sources of Operating Funds Expended

Directly Generated	\$65,152
Federal Government	\$0
Local Government	\$51,504
State Government	\$361,382
<b>Total Operating Funds Expended</b>	<b>\$478,038</b>

### Operating Funding Sources



### Capital Funding Sources



### Sources of Capital Funds Expended

Directly Generated	\$0
Federal Government	\$0
Local Government	\$80,000
State Government	\$360,000
<b>Total Capital Funds Expended</b>	<b>\$440,000</b>

## 2024 Asset Management

Transit Asset Management (TAM) Tier Tier II

TAM Sponsor NTD ID

### Metrics

Mode	Average Fleet Age in Years
Bus	0.5
Demand Response	15.0