

2024 Annual Agency Profile - Catholic Community Service, Sitka (NTD ID 00354)

Mailing Address: 1803 GLACIER HWY
JUNEAU, AK

Website: www.ccsjuneau.org/8,southeasteniorservices

Service Consumed

Annual Unlinked Trips (UPT) 3,222

Service Supplied

Annual Vehicle Revenue Miles (VRM) 17,995

Annual Vehicle Revenue Hours (VRH) 2,148

Vehicles Operated in Maximum Service (VOMS) 3

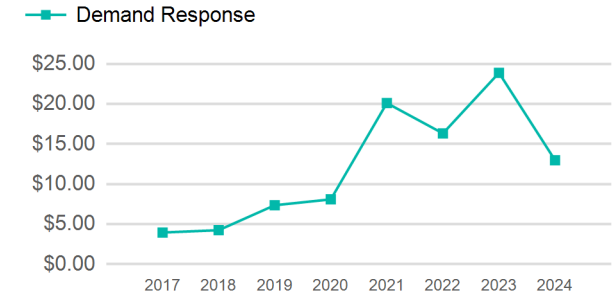
Assets

Revenue Vehicles 3

Service Vehicles

Facilities

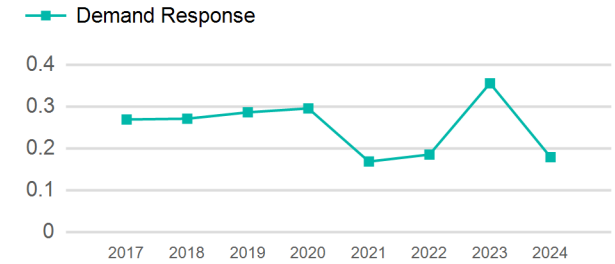
Operating Expenses per Vehicle Revenue Mile



Modal Characteristics

Mode	Annual Unlinked Passenger Trips	Directly Operated VOMS	Purchased Transportation VOMS	Annual Vehicle Revenue Miles	Annual Vehicle Revenue Hours
Demand Response	3,222	3	0	17,995	2,148
Total	3,222	3	0	17,995	2,148

Unlinked Passenger Trip per Vehicle Revenue Mile



Metrics

Service Efficiency

Service Effectiveness

Mode	OE per VRM	OE per VRH	UPT per VRM	UPT per VRH	OE per UPT
Demand Response	\$12.98	\$108.72	0.2	1.5	\$72.48
Total	\$12.98	\$108.72	0.2	1.5	\$72.48

2024 Annual Agency Profile - Catholic Community Service, Sitka (NTD ID 00354)

2024 Funding Breakdown

Summary of Operating Expenses (OE)

Mode	Operating Expenses	Fare Revenues
Demand Response	\$233,529	\$1,456
Total	\$233,529	\$1,456

Sources of Operating Funds Expended

Directly Generated	\$1,456
Federal Government	\$211,117
Local Government	\$20,956
State Government	\$0
Total Operating Funds Expended	\$233,529

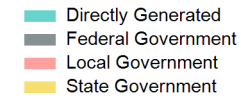
Operating Funding Sources



Capital Funding Sources

Sources of Capital Funds Expended

Directly Generated	\$0
Federal Government	\$0
Local Government	\$0
State Government	\$0
Total Capital Funds Expended	\$0



2024 Asset Management

Transit Asset Management (TAM) Tier Tier II

TAM Sponsor NTD ID

Metrics

Mode	Average Fleet Age in Years
Demand Response	5.7