

# 2024 Annual Agency Profile - Skamania County Senior Services (NTD ID 00336)

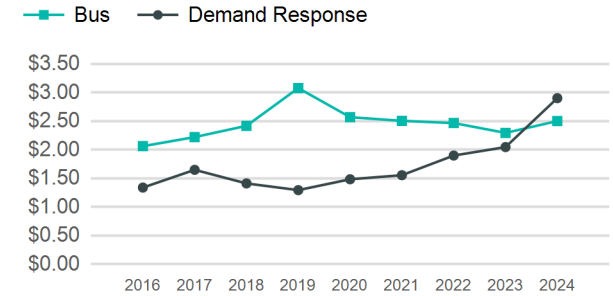
**Mailing Address:** 240 NW VANCOUVER AVE  
STEVENSON, WA

**Website:** <https://www.skamaniacounty.org/departments-offices/senior-services/services/public-transportation>

## Service Consumed

**Annual Unlinked Trips (UPT)** 19,918

## Operating Expenses per Vehicle Revenue Mile



## Assets

**Revenue Vehicles** 11  
**Service Vehicles**  
**Facilities**

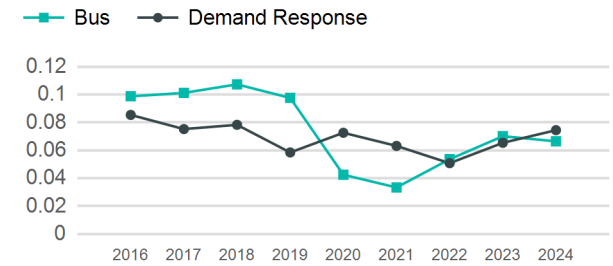
## Service Supplied

**Annual Vehicle Revenue Miles (VRM)** 283,713  
**Annual Vehicle Revenue Hours (VRH)** 13,690  
**Vehicles Operated in Maximum Service (VOMS)** 12

## Modal Characteristics

Mode	Annual Unlinked Passenger Trips	Directly Operated VOMS	Purchased Transportation VOMS	Annual Vehicle Revenue Miles	Annual Vehicle Revenue Hours
Bus	10,138	3	0	152,447	4,930
Demand Response	9,780	9	0	131,266	8,760
<b>Total</b>	<b>19,918</b>	<b>12</b>	<b>0</b>	<b>283,713</b>	<b>13,690</b>

## Unlinked Passenger Trip per Vehicle Revenue Mile



## Metrics

### Service Efficiency

### Service Effectiveness

Mode	OE per VRM	OE per VRH	UPT per VRM	UPT per VRH	OE per UPT
Bus	\$2.50	\$77.36	0.1	2.1	\$37.62
Demand Response	\$2.90	\$43.48	0.1	1.1	\$38.94
<b>Total</b>	<b>\$2.69</b>	<b>\$55.68</b>	<b>0.1</b>	<b>1.5</b>	<b>\$38.27</b>

# 2024 Annual Agency Profile - Skamania County Senior Services (NTD ID 00336)

## 2024 Funding Breakdown

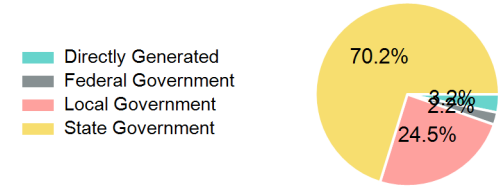
### Summary of Operating Expenses (OE)

Mode	Operating Expenses	Fare Revenues
Bus	\$381,402	\$19,111
Demand Response	\$380,866	\$5,214
<b>Total</b>	<b>\$762,268</b>	<b>\$24,325</b>


### Sources of Operating Funds Expended

Directly Generated	\$24,325
Federal Government	\$16,471
Local Government	\$186,396
State Government	\$535,076
<b>Total Operating Funds Expended</b>	<b>\$762,268</b>

### Operating Funding Sources



### Capital Funding Sources



### Sources of Capital Funds Expended

Directly Generated	\$0
Federal Government	\$0
Local Government	\$21,710
State Government	\$86,838
<b>Total Capital Funds Expended</b>	<b>\$108,548</b>

## 2024 Asset Management

Transit Asset Management (TAM) Tier Tier II

TAM Sponsor NTD ID

### Metrics

Mode	Average Fleet Age in Years
Bus	7.0
Demand Response	9.5