

# 2024 Annual Agency Profile - Okanogan County Transportation & Nutrition (NTD ID 00332)

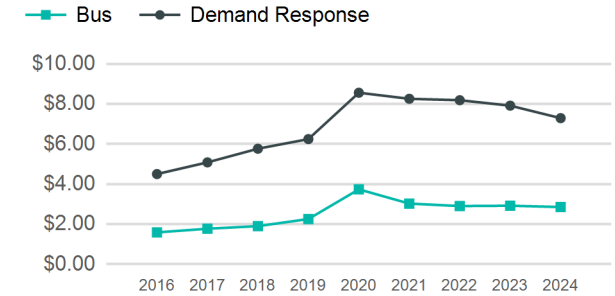
Mailing Address: 431 W 5TH ST  
OMAK, WA

Website: <https://www.octn.org/what-we-do/transportation/>

## Service Consumed

Annual Unlinked Trips (UPT) 49,683

## Operating Expenses per Vehicle Revenue Mile



## Assets

Revenue Vehicles 19  
Service Vehicles  
Facilities

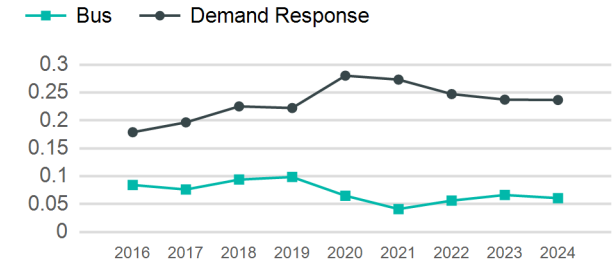
## Service Supplied

Annual Vehicle Revenue Miles (VRM) 385,442  
Annual Vehicle Revenue Hours (VRH) 20,188  
Vehicles Operated in Maximum Service (VOMS) 12

## Modal Characteristics

Mode	Annual Unlinked Passenger Trips	Directly Operated VOMS	Purchased Transportation VOMS	Annual Vehicle Revenue Miles	Annual Vehicle Revenue Hours
Bus	14,387	3	0	236,378	8,798
Demand Response	35,296	9	0	149,064	11,390
<b>Total</b>	<b>49,683</b>	<b>12</b>	<b>0</b>	<b>385,442</b>	<b>20,188</b>

## Unlinked Passenger Trip per Vehicle Revenue Mile



## Metrics

### Service Efficiency

### Service Effectiveness

Mode	OE per VRM	OE per VRH	UPT per VRM	UPT per VRH	OE per UPT
Bus	\$2.86	\$76.74	0.1	1.6	\$46.93
Demand Response	\$7.29	\$95.43	0.2	3.1	\$30.80
<b>Total</b>	<b>\$4.57</b>	<b>\$87.29</b>	<b>0.1</b>	<b>2.5</b>	<b>\$35.47</b>

# 2024 Annual Agency Profile - Okanogan County Transportation & Nutrition (NTD ID 00332)

## 2024 Funding Breakdown

### Summary of Operating Expenses (OE)

Mode	Operating Expenses	Fare Revenues
Bus	\$675,171	\$14,043
Demand Response	\$1,086,968	\$106,032
<b>Total</b>	<b>\$1,762,139</b>	<b>\$120,075</b>

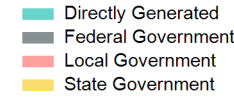
### Sources of Operating Funds Expended

Directly Generated	\$120,075
Federal Government	\$0
Local Government	\$534,678
State Government	\$1,107,386
<b>Total Operating Funds Expended</b>	<b>\$1,762,139</b>

### Operating Funding Sources



### Capital Funding Sources



### Sources of Capital Funds Expended

Directly Generated	\$0
Federal Government	\$0
Local Government	\$28,100
State Government	\$122,451
<b>Total Capital Funds Expended</b>	<b>\$150,551</b>

## 2024 Asset Management

Transit Asset Management (TAM) Tier Tier II

TAM Sponsor NTD ID

### Metrics

Mode	Average Fleet Age in Years
Bus	3.5
Demand Response	3.3