

# 2024 Annual Agency Profile - Hydaburg Cooperative Association (NTD ID 00279)

**Mailing Address:** 1 WATER ST  
HYDABURG, AK

**Website:** www.hcatribe.org/transportation

## Geographic Coverage

**Primary Urbanized/Rural Area** Alaska Non-UZA

**Other Areas Served:**

## Assets

**Revenue Vehicles** 2  
**Service Vehicles**  
**Facilities**

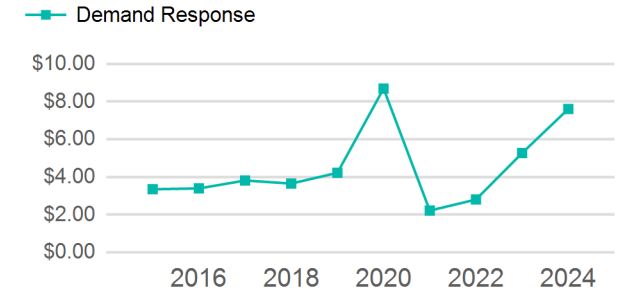
## Service Consumed

**Annual Unlinked Trips (UPT)** 677

## Service Supplied

**Annual Vehicle Revenue Miles (VRM)** 17,407  
**Annual Vehicle Revenue Hours (VRH)** 1,255  
**Vehicles Operated in Maximum Service (VOMS)** 1

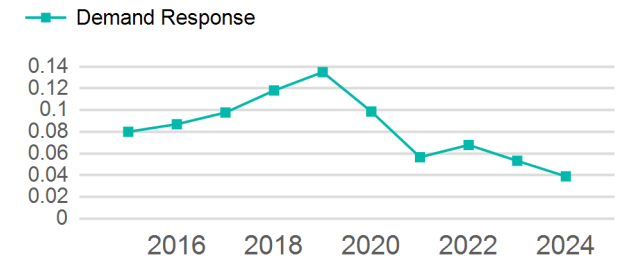
## Operating Expenses per Vehicle Revenue Mile



## Modal Characteristics

Mode	Annual Unlinked Passenger Trips	Directly Operated VOMS	Purchased Transportation VOMS	Annual Vehicle Revenue Miles	Annual Vehicle Revenue Hours
Demand Response	677	1	0	17,407	1,255
<b>Total</b>	<b>677</b>	<b>1</b>	<b>0</b>	<b>17,407</b>	<b>1,255</b>

## Unlinked Passenger Trip per Vehicle Revenue Mile



## Metrics

### Service Efficiency

### Service Effectiveness

Mode	OE per VRM	OE per VRH	UPT per VRM	UPT per VRH	OE per UPT
Demand Response	\$7.61	\$105.55	0.0	0.5	\$195.67
<b>Total</b>	<b>\$7.61</b>	<b>\$105.55</b>	<b>0.0</b>	<b>0.5</b>	<b>\$195.67</b>

# 2024 Annual Agency Profile - Hydaburg Cooperative Association (NTD ID 00279)

## 2024 Funding Breakdown

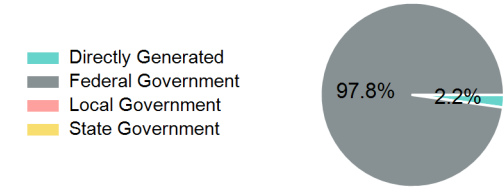
### Summary of Operating Expenses (OE)

Mode	Operating Expenses	Fare Revenues
Demand Response	\$132,467	\$2,900
<b>Total</b>	<b>\$132,467</b>	<b>\$2,900</b>

### Sources of Operating Funds Expended

Directly Generated	\$2,900
Federal Government	\$129,567
Local Government	\$0
State Government	\$0
<b>Total Operating Funds Expended</b>	<b>\$132,467</b>

### Operating Funding Sources



### Capital Funding Sources

### Sources of Capital Funds Expended

Directly Generated	\$0
Federal Government	\$0
Local Government	\$0
State Government	\$0
<b>Total Capital Funds Expended</b>	<b>\$0</b>



## 2024 Asset Management

Transit Asset Management (TAM) Tier Tier II

TAM Sponsor NTD ID

### Metrics

Mode	Average Fleet Age in Years
Demand Response	11.0