

2024 Annual Agency Profile - City of Albany (NTD ID 00061)

Mailing Address: 333 BROADALBIN ST SW
ALBANY, OR

Website: albanytransit.com,taketheloop.com

Geographic Coverage

Primary Urbanized/Rural Area Albany, OR
Service Area Population 123,730
Service Area Sq. Miles 36
Other Areas Served:
 Corvallis, OR, Oregon Non-UZA

Assets

Revenue Vehicles 20
Service Vehicles 4
Facilities 2

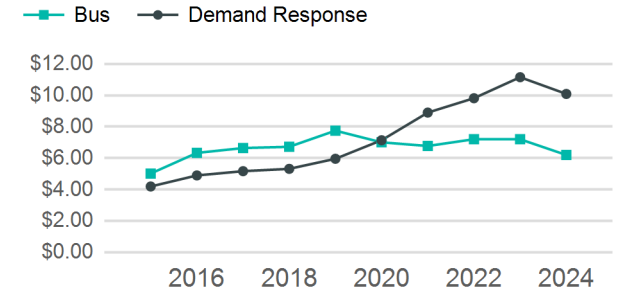
Service Consumed

Annual Unlinked Trips (UPT) 168,384

Service Supplied

Annual Vehicle Revenue Miles (VRM) 496,540
Annual Vehicle Revenue Hours (VRH) 28,463
Vehicles Operated in Maximum Service (VOMS) 15

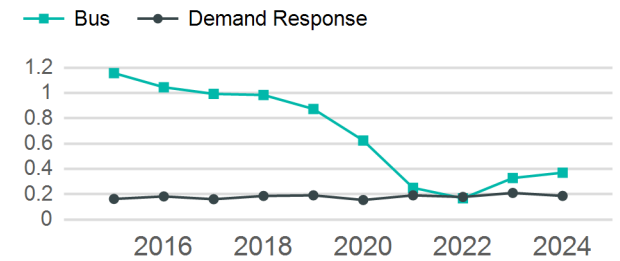
Operating Expenses per Vehicle Revenue Mile



Modal Characteristics

Mode	Annual Unlinked Passenger Trips	Directly Operated VOMS	Purchased Transportation VOMS	Annual Vehicle Revenue Miles	Annual Vehicle Revenue Hours
Bus	152,402	8	0	411,066	21,119
Demand Response	15,982	7	0	85,474	7,344
Total	168,384	15	0	496,540	28,463

Unlinked Passenger Trip per Vehicle Revenue Mile



Metrics

Service Efficiency

Service Effectiveness

Mode	OE per VRM	OE per VRH	UPT per VRM	UPT per VRH	OE per UPT
Bus	\$6.20	\$120.72	0.4	7.2	\$16.73
Demand Response	\$10.09	\$117.41	0.2	2.2	\$53.95
Total	\$6.87	\$119.87	0.3	5.9	\$20.26

2024 Annual Agency Profile - City of Albany (NTD ID 00061)

2024 Funding Breakdown

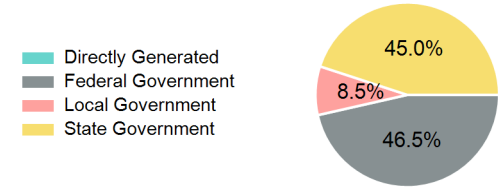
Summary of Operating Expenses (OE)

Mode	Operating Expenses	Fare Revenues
Bus	\$2,549,546	\$0
Demand Response	\$862,280	\$0
Total	\$3,411,826	\$0

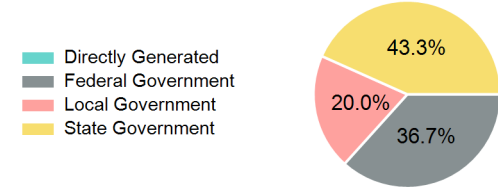
Sources of Operating Funds Expended

Directly Generated	\$0
Federal Government	\$1,585,583
Local Government	\$291,000
State Government	\$1,535,243
Total Operating Funds Expended	\$3,411,826

Operating Funding Sources



Capital Funding Sources



Sources of Capital Funds Expended

Directly Generated	\$0
Federal Government	\$189,849
Local Government	\$103,491
State Government	\$224,115
Total Capital Funds Expended	\$517,455

2024 Asset Management

Transit Asset Management (TAM) Tier Tier II

TAM Sponsor NTD ID

Metrics

Mode	Average Fleet Age in Years
Bus	7.2
Demand Response	7.9