

2024 Annual Agency Profile - Snoqualmie Indian Tribe (NTD ID 00015)

Mailing Address: 9571 ETHAN WADE WAY SE
SNOQUALMIE, WA

Website: <http://www.svtbus.org/>

Geographic Coverage

Primary Urbanized/Rural Area Washington Non-UZA
Other Areas Served:

Assets

Revenue Vehicles 4
Service Vehicles
Facilities

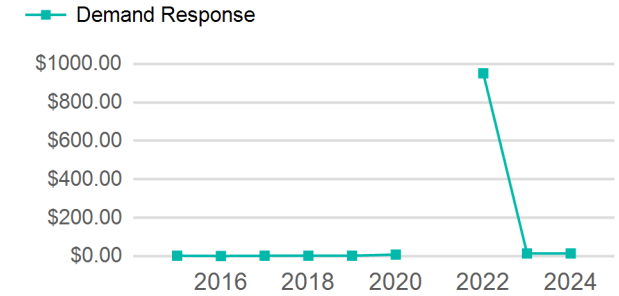
Service Consumed

Annual Unlinked Trips (UPT) 904

Service Supplied

Annual Vehicle Revenue Miles (VRM) 19,162
Annual Vehicle Revenue Hours (VRH) 1,487
Vehicles Operated in Maximum Service (VOMS) 2

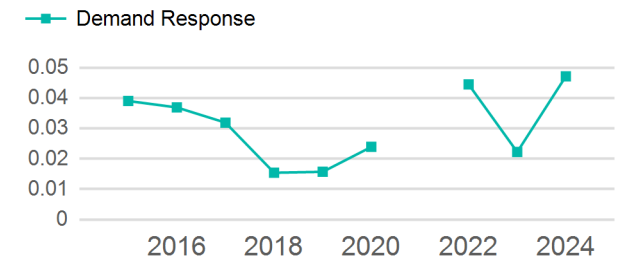
Operating Expenses per Vehicle Revenue Mile



Modal Characteristics

Mode	Annual Unlinked Passenger Trips	Directly Operated VOMS	Purchased Transportation VOMS	Annual Vehicle Revenue Miles	Annual Vehicle Revenue Hours
Demand Response	904	2	0	19,162	1,487
Total	904	2	0	19,162	1,487

Unlinked Passenger Trip per Vehicle Revenue Mile



Metrics

Service Efficiency

Service Effectiveness

Mode	OE per VRM	OE per VRH	UPT per VRM	UPT per VRH	OE per UPT
Demand Response	\$15.23	\$196.29	0.0	0.6	\$322.88
Total	\$15.23	\$196.29	0.0	0.6	\$322.88

2024 Annual Agency Profile - Snoqualmie Indian Tribe (NTD ID 00015)

2024 Funding Breakdown

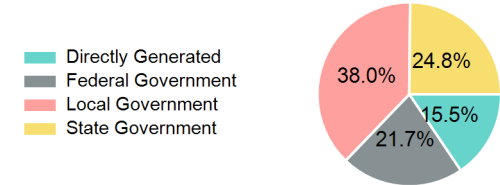
Summary of Operating Expenses (OE)

Mode	Operating Expenses	Fare Revenues
Demand Response	\$291,879	\$0
Total	\$291,879	\$0

Sources of Operating Funds Expended

Directly Generated	\$84,520
Federal Government	\$117,817
Local Government	\$206,542
State Government	\$135,166
Total Operating Funds Expended	\$544,045

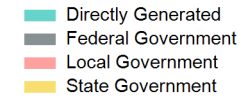
Operating Funding Sources



Capital Funding Sources

Sources of Capital Funds Expended

Directly Generated	\$0
Federal Government	\$0
Local Government	\$0
State Government	\$0
Total Capital Funds Expended	\$0



2024 Asset Management

Transit Asset Management (TAM) Tier Tier II

TAM Sponsor NTD ID

Metrics

Mode	Average Fleet Age in Years
Demand Response	5.3