

2024 Annual Agency Profile - Sitka Tribe of Alaska (NTD ID 00014)

Mailing Address: 204 SIGINAKA WAY
SITKA, AK

Website: <https://sitkatribе.org/our-services/transportation/>

Geographic Coverage

Primary Urbanized/Rural Area Alaska Non-UZA
Other Areas Served:

Assets

Revenue Vehicles 3
Service Vehicles 1
Facilities

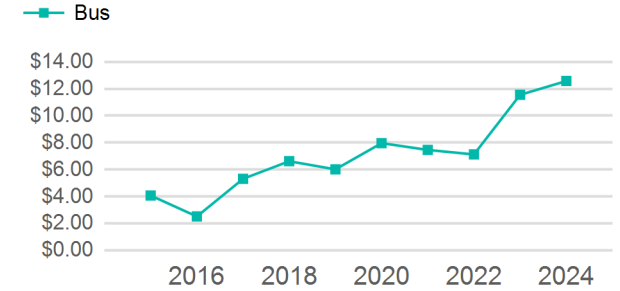
Service Consumed

Annual Unlinked Trips (UPT) 61,391

Service Supplied

Annual Vehicle Revenue Miles (VRM) 139,825
Annual Vehicle Revenue Hours (VRH) 9,867
Vehicles Operated in Maximum Service (VOMS) 3

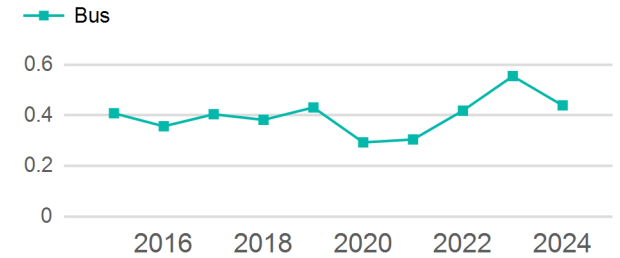
Operating Expenses per Vehicle Revenue Mile



Modal Characteristics

Mode	Annual Unlinked Passenger Trips	Directly Operated VOMS	Purchased Transportation VOMS	Annual Vehicle Revenue Miles	Annual Vehicle Revenue Hours
Bus	61,391	3	0	139,825	9,867
Total	61,391	3	0	139,825	9,867

Unlinked Passenger Trip per Vehicle Revenue Mile



Metrics

Service Efficiency

Service Effectiveness

Mode	OE per VRM	OE per VRH	UPT per VRM	UPT per VRH	OE per UPT
Bus	\$12.58	\$178.25	0.4	6.2	\$28.65
Total	\$12.58	\$178.25	0.4	6.2	\$28.65

2024 Annual Agency Profile - Sitka Tribe of Alaska (NTD ID 00014)

2024 Funding Breakdown

Summary of Operating Expenses (OE)

Mode	Operating Expenses	Fare Revenues
Bus	\$1,758,749	\$106,627
Total	\$1,758,749	\$106,627

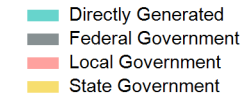
Sources of Operating Funds Expended

Directly Generated	\$106,627
Federal Government	\$1,627,122
Local Government	\$25,000
State Government	\$0
Total Operating Funds Expended	\$1,758,749

Operating Funding Sources



Capital Funding Sources



Sources of Capital Funds Expended

Directly Generated	\$0
Federal Government	\$106,806
Local Government	\$0
State Government	\$0
Total Capital Funds Expended	\$106,806

2024 Asset Management

Transit Asset Management (TAM) Tier Tier II

TAM Sponsor NTD ID

Metrics

Mode	Average Fleet Age in Years
Bus	4.0