

2023 Annual Agency Profile - Town of Payson (NTD ID 99474)

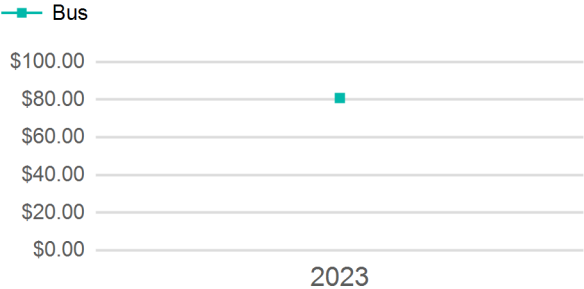
Mailing Address: 303 N BEELINE HWY
Payson, AZ

Website: <https://www.paysonaz.gov/community/beeline-bus>

Service Consumed

Annual Unlinked Trips (UPT) 2,431

Operating Expenses per Vehicle Revenue Mile



Assets

Service Supplied

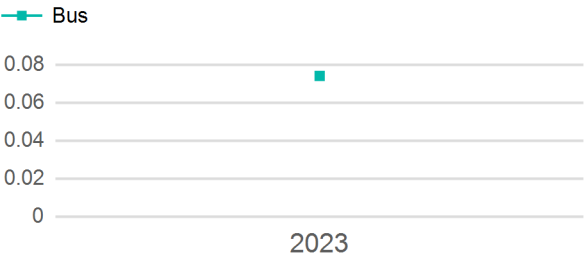
Revenue Vehicles 3
Service Vehicles
Facilities

Annual Vehicle Revenue Miles (VRM) 32,806
Annual Vehicle Revenue Hours (VRH) 2,847
Vehicles Operated in Maximum Service (VOMS) 3

Modal Characteristics

Mode	Annual Unlinked Passenger Trips	Directly Operated VOMS	Purchased Transportation VOMS	Annual Vehicle Revenue Miles	Annual Vehicle Revenue Hours
Bus	2,431	3	0	32,806	2,847
Total	2,431	3	0	32,806	2,847

Unlinked Passenger Trip per Vehicle Revenue Mile



Metrics

Mode	OE per VRM	OE per VRH	UPT per VRM	UPT per VRH	OE per UPT
Bus	\$5.99	\$69.06	0.1	0.9	\$80.88
Total	\$5.99	\$69.06	0.1	0.9	\$80.88

2023 Annual Agency Profile - Town of Payson (NTD ID 99474)

2023 Funding Breakdown

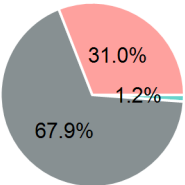
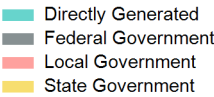
Summary of Operating Expenses (OE)

Sources of Operating Funds Expended

Operating Funding Sources

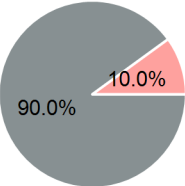
Mode	Operating Expenses	Fare Revenues
Bus	\$196,621	\$0
Total	\$196,621	\$0

Directly Generated	\$2,292
Federal Government	\$133,427
Local Government	\$60,902
State Government	\$0
Total Operating Funds Expended	\$196,621



Capital Funding Sources

Sources of Capital Funds Expended



Directly Generated	\$0
Federal Government	\$18,448
Local Government	\$2,050
State Government	\$0
Total Capital Funds Expended	\$20,498

2023 Asset Management

Transit Asset Management (TAM) Tier	Tier II	TAM Sponsor NTD ID	9R01
Metrics			
Mode			Average Fleet Age in Years
Bus			8.7