

2023 Annual Agency Profile - City of Winslow (NTD ID 99453)

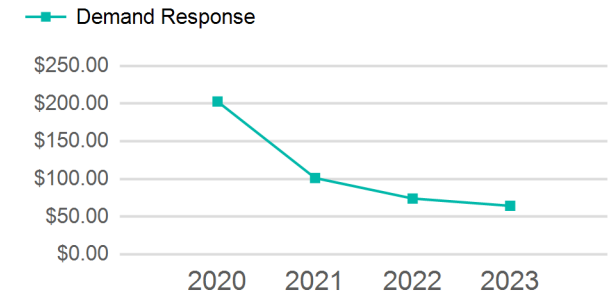
Mailing Address: 21 N WILLIAMSON AVE
WINSLOW, AZ

Website: www.winslowaz.gov

Service Consumed

Annual Unlinked Trips (UPT) 2,538

Operating Expenses per Vehicle Revenue Mile



Assets

Revenue Vehicles 2
Service Vehicles 1
Facilities

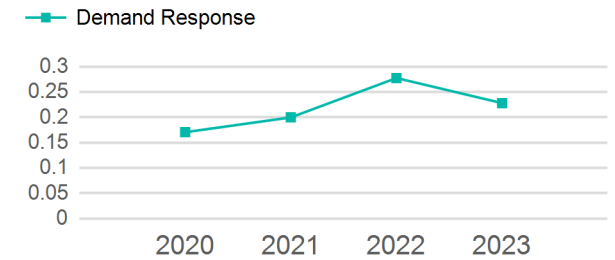
Service Supplied

Annual Vehicle Revenue Miles (VRM) 11,127
Annual Vehicle Revenue Hours (VRH) 904
Vehicles Operated in Maximum Service (VOMS) 2

Modal Characteristics

Mode	Annual Unlinked Passenger Trips	Directly Operated VOMS	Purchased Transportation VOMS	Annual Vehicle Revenue Miles	Annual Vehicle Revenue Hours
Demand Response	2,538	2	0	11,127	904
Total	2,538	2	0	11,127	904

Unlinked Passenger Trip per Vehicle Revenue Mile



Metrics

Mode	Service Efficiency		Service Effectiveness		
	OE per VRM	OE per VRH	UPT per VRM	UPT per VRH	OE per UPT
Demand Response	\$14.70	\$180.92	0.2	2.8	\$64.44
Total	\$14.70	\$180.92	0.2	2.8	\$64.44

2023 Annual Agency Profile - City of Winslow (NTD ID 99453)

2023 Funding Breakdown

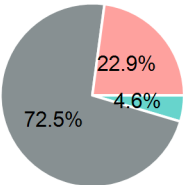
Summary of Operating Expenses (OE)

Mode	Operating Expenses	Fare Revenues
Demand Response	\$163,555	\$0
Total	\$163,555	\$0

Sources of Operating Funds Expended

Directly Generated	\$7,521
Federal Government	\$118,629
Local Government	\$37,405
State Government	\$0
Total Operating Funds Expended	\$163,555

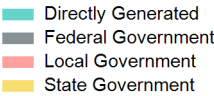
Operating Funding Sources



Capital Funding Sources

Sources of Capital Funds Expended

Directly Generated	\$0
Federal Government	\$0
Local Government	\$0
State Government	\$0
Total Capital Funds Expended	\$0



2023 Asset Management

Transit Asset Management (TAM) Tier	Tier II	TAM Sponsor NTD ID	9R01
Metrics			
Mode	Average Fleet Age in Years		
Demand Response	4.5		