

2023 Annual Agency Profile - County of Shasta Department of Public Works (NTD ID 99438)


Mailing Address: 1855 PLACER ST  
REDDING, CA

Website: [https://www.co.shasta.ca.us/index/pw\\_index/rural-transit](https://www.co.shasta.ca.us/index/pw_index/rural-transit)

Service Consumed

Annual Unlinked Trips (UPT) 0

Operating Expenses per Vehicle Revenue Mile



Assets

Service Supplied


Revenue Vehicles 2  
Service Vehicles  
Facilities

Annual Vehicle Revenue Miles (VRM) 0  
Annual Vehicle Revenue Hours (VRH) 0  
Vehicles Operated in Maximum Service (VOMS) 0

Modal Characteristics

Mode	Annual Unlinked Passenger Trips	Directly Operated VOMS	Purchased Transportation VOMS	Annual Vehicle Revenue Miles	Annual Vehicle Revenue Hours
Bus	0	0	0	0	0
Bus	0	0	0	0	0
Total	0	0	0	0	0

Unlinked Passenger Trip per Vehicle Revenue Mile



Metrics

Service Efficiency

Service Effectiveness

Mode	OE per VRM	OE per VRH	UPT per VRM	UPT per VRH	OE per UPT
Bus	\$0.00	\$0.00	0.0	0.0	\$0.00
Bus	\$0.00	\$0.00	0.0	0.0	\$0.00

Total

2023 Annual Agency Profile - County of Shasta Department of Public Works (NTD ID 99438)

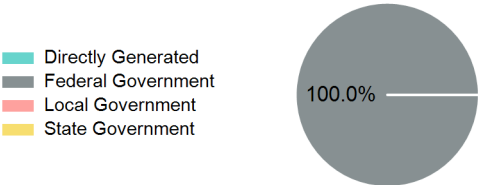
2023 Funding Breakdown

Summary of Operating Expenses (OE)

Sources of Operating Funds Expended

Operating Funding Sources

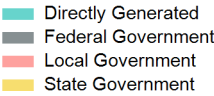
Mode	Operating Expenses	Fare Revenues	Directly Generated	Federal Government	Local Government	State Government	Total Operating Funds Expended
Bus	\$0	\$0					\$0
Bus	\$0	\$0					\$781,422
Total	\$0	\$0					\$781,422



Capital Funding Sources

Sources of Capital Funds Expended

Directly Generated	\$0
Federal Government	\$0
Local Government	\$0
State Government	\$0
Total Capital Funds Expended	\$0



2023 Asset Management

Transit Asset Management (TAM) Tier	Tier II	TAM Sponsor NTD ID	A0016
-------------------------------------	---------	--------------------	-------

Metrics

Mode	Average Fleet Age in Years
Bus	0.0
Bus	4.0