

2023 Annual Agency Profile - Town of Quartzsite (NTD ID 99437)

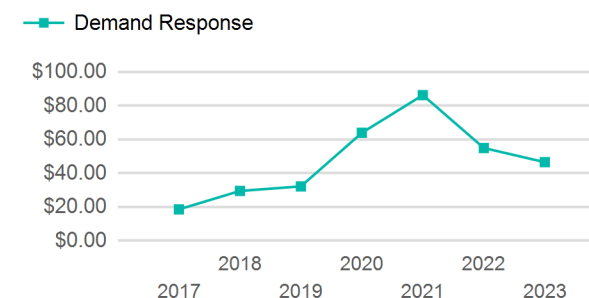
Mailing Address: 465 N PLYMOUTH AVE
QUARTZSITE, AZ

Website: <http://www.ci.quartzsite.az.us/index.php/departments/public-transportation>

Service Consumed

Annual Unlinked Trips (UPT) 5,244

Operating Expenses per Vehicle Revenue Mile



Assets

Revenue Vehicles 3
Service Vehicles
Facilities

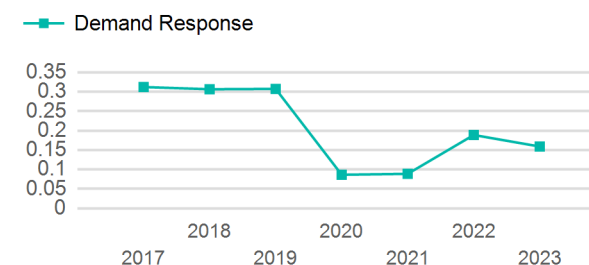
Service Supplied

Annual Vehicle Revenue Miles (VRM) 33,001
Annual Vehicle Revenue Hours (VRH) 2,550
Vehicles Operated in Maximum Service (VOMS) 3

Modal Characteristics

| Mode | Annual Unlinked Passenger Trips | Directly Operated VOMS | Purchased Transportation VOMS | Annual Vehicle Revenue Miles | Annual Vehicle Revenue Hours |
|-----------------|---------------------------------|------------------------|-------------------------------|------------------------------|------------------------------|
| Demand Response | 5,244 | 3 | 0 | 33,001 | 2,550 |
| Total | 5,244 | 3 | 0 | 33,001 | 2,550 |

Unlinked Passenger Trip per Vehicle Revenue Mile



| Mode | Service Efficiency | | Service Effectiveness | | |
|-----------------|--------------------|----------------|-----------------------|-------------|----------------|
| | OE per VRM | OE per VRH | UPT per VRM | UPT per VRH | OE per UPT |
| Demand Response | \$7.40 | \$95.71 | 0.2 | 2.1 | \$46.54 |
| Total | \$7.40 | \$95.71 | 0.2 | 2.1 | \$46.54 |

2023 Annual Agency Profile - Town of Quartzsite (NTD ID 99437)

2023 Funding Breakdown

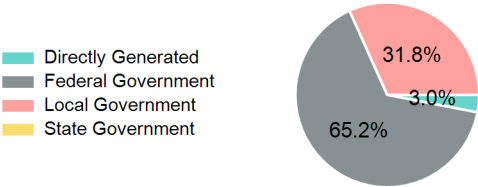
Summary of Operating Expenses (OE)

Sources of Operating Funds Expended

Operating Funding Sources

| Mode | Operating Expenses | Fare Revenues |
|-----------------|--------------------|---------------|
| Demand Response | \$244,064 | \$0 |
| Total | \$244,064 | \$0 |

| | |
|--------------------------------|-----------|
| Directly Generated | \$7,415 |
| Federal Government | \$159,153 |
| Local Government | \$77,496 |
| State Government | \$0 |
| Total Operating Funds Expended | \$244,064 |



Capital Funding Sources

Sources of Capital Funds Expended

| | |
|------------------------------|-----|
| Directly Generated | \$0 |
| Federal Government | \$0 |
| Local Government | \$0 |
| State Government | \$0 |
| Total Capital Funds Expended | \$0 |



2023 Asset Management

| | | | |
|-------------------------------------|---------|--------------------|------|
| Transit Asset Management (TAM) Tier | Tier II | TAM Sponsor NTD ID | 9R01 |
| Metrics | | | |

| Mode | Average Fleet Age in Years |
|-----------------|----------------------------|
| Demand Response | 8.3 |