

2023 Annual Agency Profile - American Samoa Government (NTD ID 99434)

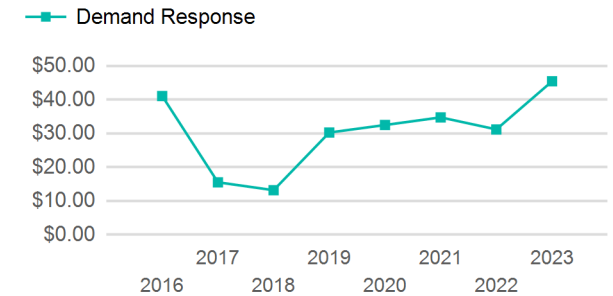
Mailing Address: TAFUNA INDUSTRIAL PARK DPW COMPLEX
PAGO PAGO, AS

Website: <https://www.dialaride.as/>

Service Consumed

Annual Unlinked Trips (UPT) 25,604

Operating Expenses per Vehicle Revenue Mile



Assets

Revenue Vehicles 10
Service Vehicles
Facilities 1

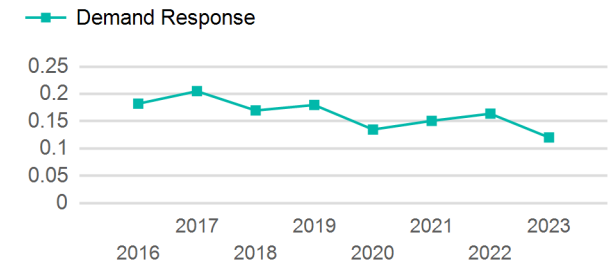
Service Supplied

Annual Vehicle Revenue Miles (VRM) 213,032
Annual Vehicle Revenue Hours (VRH) 23,455
Vehicles Operated in Maximum Service (VOMS) 10

Modal Characteristics

Mode	Annual Unlinked Passenger Trips	Directly Operated VOMS	Purchased Transportation VOMS	Annual Vehicle Revenue Miles	Annual Vehicle Revenue Hours
Demand Response	25,604	10	0	213,032	23,455
Total	25,604	10	0	213,032	23,455

Unlinked Passenger Trip per Vehicle Revenue Mile



Metrics

Mode	Service Efficiency		Service Effectiveness		
	OE per VRM	OE per VRH	UPT per VRM	UPT per VRH	OE per UPT
Demand Response	\$5.46	\$49.60	0.1	1.1	\$45.43
Total	\$5.46	\$49.60	0.1	1.1	\$45.43

2023 Annual Agency Profile - American Samoa Government (NTD ID 99434)

2023 Funding Breakdown

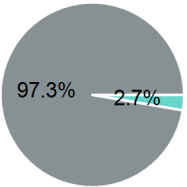
Summary of Operating Expenses (OE)

Mode	Operating Expenses	Fare Revenues
Demand Response	\$1,163,310	\$0
Total	\$1,163,310	\$0

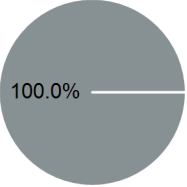
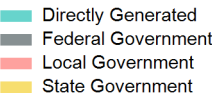
Sources of Operating Funds Expended

Directly Generated	\$31,261
Federal Government	\$1,132,049
Local Government	\$0
State Government	\$0
Total Operating Funds Expended	\$1,163,310

Operating Funding Sources



Capital Funding Sources



Sources of Capital Funds Expended

Directly Generated	\$0
Federal Government	\$137,250
Local Government	\$0
State Government	\$0
Total Capital Funds Expended	\$137,250

2023 Asset Management

Transit Asset Management (TAM) Tier	Tier II	TAM Sponsor NTD ID	9R06
Metrics			
Mode	Average Fleet Age in Years		
Demand Response	7.6		