

2023 Annual Agency Profile - Elko Band Council (NTD ID 99394)

Mailing Address: 1745 SILVER EAGLE DR
ELKO, NV

Website:

Geographic Coverage

Primary Urbanized/Rural Area Nevada Non-UZA
Other Areas Served: Nevada Non-UZA

Assets

Revenue Vehicles 1
Service Vehicles
Facilities 1

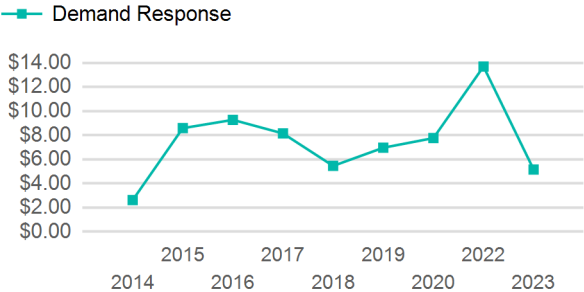
Service Consumed

Annual Unlinked Trips (UPT) 2,304

Service Supplied

Annual Vehicle Revenue Miles (VRM) 6,280
Annual Vehicle Revenue Hours (VRH) 563
Vehicles Operated in Maximum Service (VOMS) 1

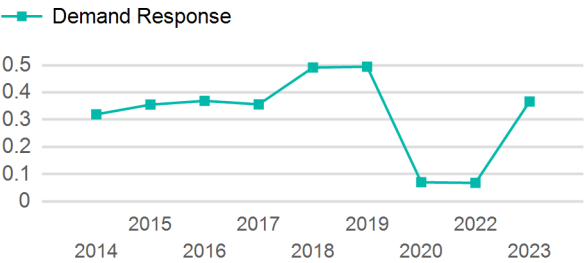
Operating Expenses per Vehicle Revenue Mile



Modal Characteristics

Mode	Annual Unlinked Passenger Trips	Directly Operated VOMS	Purchased Transportation VOMS	Annual Vehicle Revenue Miles	Annual Vehicle Revenue Hours
Demand Response	2,304	1	0	6,280	563
Total	2,304	1	0	6,280	563

Unlinked Passenger Trip per Vehicle Revenue Mile



Metrics

Mode	OE per VRM	OE per VRH	UPT per VRM	UPT per VRH	OE per UPT
Demand Response	\$5.16	\$57.56	0.4	4.1	\$14.07
Total	\$5.16	\$57.56	0.4	4.1	\$14.07

2023 Annual Agency Profile - Elko Band Council (NTD ID 99394)

2023 Funding Breakdown

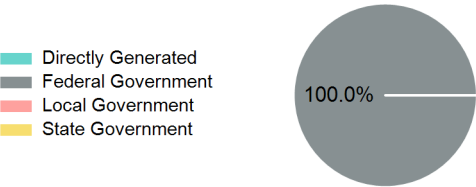
Summary of Operating Expenses (OE)

Sources of Operating Funds Expended

Operating Funding Sources

Mode	Operating Expenses	Fare Revenues
Demand Response	\$32,406	\$0
Total	\$32,406	\$0

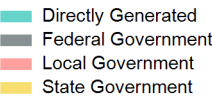
Directly Generated	\$0
Federal Government	\$32,406
Local Government	\$0
State Government	\$0
Total Operating Funds Expended	\$32,406



Capital Funding Sources

Sources of Capital Funds Expended

Directly Generated	\$0
Federal Government	\$0
Local Government	\$0
State Government	\$0
Total Capital Funds Expended	\$0



2023 Asset Management

Transit Asset Management (TAM) Tier Tier II

TAM Sponsor NTD ID

Metrics

Mode	Average Fleet Age in Years
Demand Response	13.0